

MHT[®]

Luxury Alloys

Established 1986

The 2015 Wheel Catalog

Toll Free: 1.800.493.7891 • mhtwheels.com

NiGE
ROAD WHEELS

rotiform.

FUEL
WHEELS

DUB

DUB.1ONE

FOOSE

U.S.
MAGS



2015 EDITION TABLE OF CONTENTS

004

NICHE ROAD WHEELS

Designed and engineered for today's high performance road cars, Niche designs are offered in both cast and forged constructions. The cast designs are offered in an industry leading range of styles and finishes. A near infinite number of finishes are available in the forged line. The Niche brand offers the greatest selection of style, application, size, and finish options on the market today. Niche Road Wheels is the pinnacle of wheel design, engineering, and manufacturing technology.

048

ROTIFORM

Recently acquired by M.H.T. Luxury Alloys, Rotiform has established itself as a leader in highly progressive stance movement. Inspired by retro European styling, Rotiform has creatively infused classic designs with aggressive fitments, pushing the limits of modern car modification. Rotiform wheels are available in cast and custom forged constructions. Rotiform forged offers many unique finishes and mount options.

074

FUEL OFF-ROAD

Fuel has taken the off-road industry by storm, and we continue to add to our arsenal for 2015. Fuel's world class designers provide the benchmark in quality and style. Fuel pushes the boundary in off-road wheel design and application. Whether stock, leveled, lifted or race ready, we have something for every truck enthusiast. Fuel Off-Road raises the bar once again with our new Fuel Forged Series, featuring unique styling and aggressive fitments. Wheels, grilles, or tires Fuel Off-Road has you covered.

124

DUB

Since its inception, Dub Wheels has been known in the aftermarket wheel industry as the leader in wheel innovation and creative design. With everything from high-end forged luxury wheels to large diameter concave designs to spinning technology, Dub wheels remains the industry's most exciting and ground breaking manufacturer. 2015 will not disappoint as Dub continues to destroy the boundaries of wheel design and construction.

160

DUB 1ONE

Dub 1One Wheels are the finest in high-end luxury wheels. Known for cutting edge styles that are clean, elegant, and designed to enhance the look of all high end luxury automobiles. Of particular note is our signature finish, known simply as the Dub 1One "Super Finish", consisting of a brushed face with hand polished windows for a mirror-like luster. You will find this to be a perfect finish to compliment any luxury automobile.

164

FOOSE DESIGN

Foose Wheels are designed by world renowned hot rod builder, Chip Foose. Chip's designs are available in both cast and custom forged billet construction. Foose designs are not only made for vintage cars or hot rods, but also modern muscle cars, trucks, and SUV's. Whether you drive a '69 Camaro, '57 Bel-Air, a slammed F-150 or 2015 Mustang GT, Foose wheels has the styling and construction type to enhance your vehicle. The new Foose "Rat Pack" white wall wheels are a sure bet to turn heads on this year's vintage show circuit.

182

U.S. MAGS

U.S. Mags, developed in the 1960's, was one of the original custom wheel brands in the U.S. With roots in American open wheel racing, U.S. Mags has evolved from the original Indy wheel to the complete line up you see today. Vintage, Supreme Classics, Resto Mod, Pro Touring, and Tuckin. U.S. Mags offers the most variety of design and application from classic or vintage restoration project to modern "tucked" trucks to show stopping hot rods. Past to present, U.S. Mags continues to innovate.

+
206

warranty + maintenance





Form | M15.7 | charcoal | 20x8.5 +25 - 20x10.5+30

NICHE CAST



↳ Citrè | M155 | bronze | 19x8.5+35 - 19x9.5+35

↳ Citrè | M161 | silver & machined | 20x8.5+35 - 20x10+40




↳ Misano | M116 | anthracite | 20x9+25 - 20x10.5+30



↳ Form | M158 | bronze | 20x8.5+35 - 20x10.5+35



↳ Enyo | M115 | black & machined / dark tint | 20x8.5+35 - 20x10.5+35



↳ Intake | M159 | black & machined / d&B | 20x9+42 - 20x10+50



↳ Intake | M160 | silver & machined | 20x9+35 - 20x10.5+35



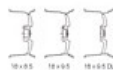
SPORT SERIES

NEW



Project | **M093** | gloss black & machined

18 x 8.5		+15, +25, +35
18 x 9.5		+20, +25, +35, +40



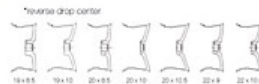
[5-Lug]
compatible w/ BMW | MSZ caps

NEW



Surge | **M112** | silver & machined [directional]

19 x 8.5		+25, +35, +40, +42
19 x 10		+25, +40, +45, +55
20 x 8.5		+25, +34, +35, +40, +42
20 x 10		+40, +50
20x10.5		+20, +27, +30, +35, +40, +45
22 x 9		+15, +25, +32, +38
22 x 10.5		+20, +25, +30, +35, +40, +45



[5-Lug]
compatible w/ BMW | MSZ caps

NEW



Project | **M094** | gloss silver & machined

18 x 8.5		+15, +25, +35
18 x 9.5		+20, +25, +35, +40



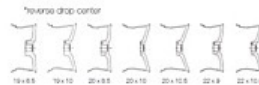
[5-Lug]
compatible w/ BMW | MSZ caps

NEW



Surge | **M114** | black & machined / dark tint [directional]

19 x 8.5		+25, +35, +40, +42
19 x 10		+25, +40, +45, +55
20 x 8.5		+25, +34, +35, +40, +42
20 x 10		+40, +50
20x10.5		+20, +27, +30, +35, +40, +45
22 x 9		+15, +25, +32, +38
22 x 10.5		+20, +25, +30, +35, +40, +45

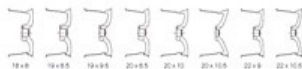


[5-Lug]
compatible w/ BMW | MSZ caps




Circuit | **M110** | satin black

18 x 8		+30, +40
19 x 8.5		+35, +40, +48
19 x 9.5		+34, +35, +48
20 x 8.5		+15, +34, +35, +42
20x10		+40
22 x 9		+18, +35, +38, +42
22 x 10.5		+20, +40, +45



[5-Lug]
compatible w/ BMW | MSZ caps



Surge | M114 | black & machined / dB | 20x10.5-27

SPORT SERIES

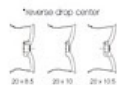


NEW



Enyo | **M115** | black & machined / dark tint

20 x 8.5	+15, +25, +34, +35, +42
20 x 10	+40, +50
20 x 10.5	+20, +30, +35, +45

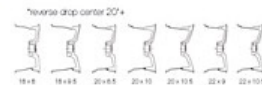


[5-Lug]
compatible w/ BMW | MSZ caps

Apex | **M125** | silver & machined



18 x 8	+15, +40, +42
18 x 9.5	+18, +40, +50
20 x 8.5	+15, +25, +34, +35 +42
20 x 10	+20, +40, +55
20 x 10.5	+27, +30, +35
22 x 9	+15, +38
22 x 10.5	+20, +40, +45



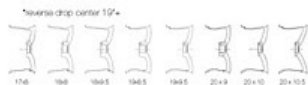
[5-Lug]
compatible w/ BMW | MSZ caps

NEW



Misano | **M116** | anthracite

17x8	+40
18x8	+30, +40, +42
18x9.5	+35, +40, +48
19x8.5	+33, +34, +35, +40, +42, +45
19x9.5	+35, +40, +50
20 x 9	+25, +32, +35, +38, +42
20 x 10	+40, +50
20 x 10.5	+27, +30, +35

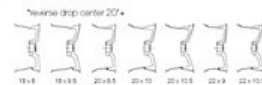


[5-Lug]
compatible w/ BMW | MSZ caps

Apex | **M126** | black & machined / dark tint



18 x 8	+15, +40, +42
18 x 9.5	+18, +40, +50
20 x 8.5	+15, +25, +34, +35 +42
20 x 10	+20, +40, +55
20 x 10.5	+27, +30, +35
22 x 9	+15, +38
22 x 10.5	+20, +40, +45



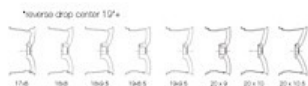
[5-Lug]
compatible w/ BMW | MSZ caps

NEW



Misano | **M117** | satin black

17x8	+40
18x8	+30, +40, +42
18x9.5	+35, +40, +48
19x8.5	+33, +34, +35, +40, +42, +45
19x9.5	+35, +40, +50
20 x 8.5	+25, +32, +35, +38, +42
20 x 10	+40, +50
20 x 10.5	+27, +30, +35



[5-Lug]
compatible w/ BMW | MSZ caps

Enyo | M115 | black & machined / dark tint | 20x8.5+35 - 20x10.5+35



SPORT SERIES



Targa | **M129** | anthracite

17 x 8	+40,
18 x 8	+15, +40, +42
18 x 9.5	+18, +40, +50
19 x 8.5	+25, +40, +42
19 x 9.5	+25, +40
19 x 10	+20, +25
20 x 8.5	+15, +25, +34, +35, +38, +42
20x10	+20, +40, +55
20 x 10.5	+20, +27, +35



[5-Lug]

compatible w/ BMW [MSZ] caps



GT-5 | **M133** | satin black

20 x 8.5	+15, +25, +34, +35, +42, +45, +50
20 x 10	+20, +30, +40, +45, +50, +55
20 x 10.5	+20, +25, +27, +28, +30



[5-Lug]

compatible w/ BMW [MSZ] caps



Targa | **M130** | black & machined / dark tint

17 x 8	+40,
18 x 8	+15, +40, +42
18 x 9.5	+18, +40, +50
19 x 8.5	+25, +40, +42
19 x 9.5	+25, +40
19 x 10	+20, +25
20 x 8.5	+15, +25, +34, +35, +38, +42
20x10	+20, +40, +55
20 x 10.5	+20, +27, +35
22 x 9	+15, +25, +38
22 x 10.5	+20, +30, +40, +45



[5-Lug]

compatible w/ BMW [MSZ] caps



Targa | **M131** | silver & machined

17 x 8	+40,
18 x 8	+15, +40, +42
18 x 9.5	+18, +40, +50
19 x 8.5	+25, +40, +42
19 x 9.5	+25, +40
19 x 10	+20, +25
20 x 8.5	+15, +25, +34, +35, +38, +42
20x10	+20, +40, +55
20 x 10.5	+20, +27, +35
22 x 9	+15, +25, +38
22 x 10.5	+20, +30, +40, +45



[5-Lug]

compatible w/ BMW [MSZ] caps



Targa | M130 | black & machined / dark tint | 20x8.5-35 - 20x10.5+35

SPORT SERIES



Milan | **M134** | black & machined / dark tint

19 x 8.5	+34, +35, +40, +42, +45
19 x 9.5	+35, +40, +48
20 x 8.5	+15, +25, +34, +35, +40, +42, +45
20x10	+40, +50, +55
20 x 10.5	+20, +27, +30, +35
22 x 9	+15, +25, +38, +48
22 x 10 SUV	+35, +38, +40, +45, +50
22 x 10.5	+20, +30, +40, +45, +50

*reverse drop center



22 x 10 SUV

[5-Lug]

compatibile w/ BMW | MSZ caps



Lucerne | **M141** | black chrome pvd

patents: D716713, D709019

17 x 8	+40
18 x 8	+40, +42
18 x 9.5	+40, +48
19 x 8.5	+35, +42, +45
19 x 9.5	+35, +48
20 x 9	+35, +38
20x10	+36, +40



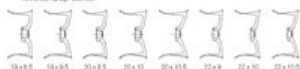
[5-Lug]
compatibile w/ BMW | MSZ caps



Milan | **M135** | silver & machined

19 x 8.5	+34, +35, +40, +42, +45
19 x 9.5	+35, +40, +48
20 x 8.5	+15, +25, +34, +35, +40, +42, +45
20x10	+40, +50, +55
20 x 10.5	+20, +27, +30, +35
22 x 9	+15, +25, +38, +48
22 x 10 SUV	+35, +38, +40, +45, +50
22 x 10.5	+20, +30, +40, +45, +50

*reverse drop center



22 x 10 SUV

[5-Lug]

compatibile w/ BMW | MSZ caps



Lucerne | **M142** | silver & machined

patents: D716713, D709019

20 x 9	+35, +38
20x10	+36, +40



[5-Lug]
compatibile w/ BMW | MSZ caps



Milan | **M136** | pvd chrome

19 x 8.5	+34, +35, +42
19 x 9.5	+35, +48
20 x 8.5	+40
20x10	+34, +35

*reverse drop center



[5-Lug]

compatibile w/ BMW | MSZ caps



Lucerne | **M145** | anthracite

patents: D716713, D709019

20 x 9	+35, +38
20x10	+36, +40



[5-Lug]
compatibile w/ BMW | MSZ caps

NICHE CAST



↳ Musiro | M117 | satin black | 20x9+35 - 20x10+40



↳ Surge | M114 | black & machined / ddt | 20x8.5+25 - 20x10.5+30



↳ Surge | M112 | silver & machined | 20x8.5+35 - 20x10.5+35



↳ Citrine | M101 | silver & machined | 20x10.5+27



↳ Project | M103 | gloss black & machined | 18x8.5+25 - 18x9.5+25



↳ Project | M104 | gloss silver & machined | 18x8.5+35 - 18x9.5+35

↳ Verona | M150 | black & machined / ddt | 24x10+35



↳ Intake | M100 | silver & machined | 22x10+40



↳ Verona | M150 | black & machined / ddt | 24x10+35



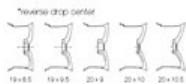
↳ Verona | M150 | black & machined / ddt | 24x10+35



Essen | M146 | silver & machined | 19x8.5+35 - 19x10+40

Ritz | **M143** | silver & machined

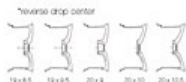
19 x 8.5	+34, +35, +42
19 x 9.5	+35, +50
20 x 9	+25, +35, +38
20x10	+40
20 x 10.5	+30

[5-Lug]
compatible w/ BMW | MSZ capsEssen | **M146** | silver & machined

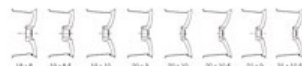
18 x 8	+40, +42
19 x 8.5	+35, +42
19 x 10	+40, +55
20 x 9	+25, +35, +38
20 x 10	+40
20 x 10.5	+27, +30, +35
21 x 9	+35, +38, +45
21x10.5	+32, +35, +40, +45

[5-Lug]
compatible w/ BMW | MSZ capsRitz | **M144** | satin black

19 x 8.5	+34, +35, +42
19 x 9.5	+35, +50
20 x 9	+25, +35, +38
20x10	+40
20 x 10.5	+30

[5-Lug]
compatible w/ BMW | MSZ capsEssen | **M147** | satin black

18 x 8	+40, +42
19 x 8.5	+35, +42
19 x 10	+40, +55
20 x 9	+25, +35, +38
20 x 10	+40
20 x 10.5	+27, +30, +35
21 x 9	+35, +38, +45
21x10.5	+32, +35, +40, +45

[5-Lug]
compatible w/ BMW | MSZ caps

SPORT SERIES



Verona | **M149** | anthracite

patent pending

19 x 8.5	+ 40
19 x 9.5	+ 40, + 42
20 x 9	+ 40, + 48
20x10	+ 34, + 35, + 40, + 42
20 x 10.5	+ 35, + 40, + 48

*reverse drop center



[5-Lug]
compatible w/ BMW | MSZ caps



Vicenza | **M153** | black & machined / dark tint

20 x 9	+ 40, + 48
20x10	+ 34, + 35, + 40, + 42
20 x 10.5	+ 20, + 27, + 30, + 35

*reverse drop center



[5-Lug]
compatible w/ BMW | MSZ caps



Verona | **M150** | black & machined / dark tint

patent pending

17 x 8	+ 40
18 x 8	+ 40, + 42
18 x 9.5	+ 40, + 48
19 x 8.5	+ 34, + 35, + 40, + 42
19 x 9.5	+ 35, + 40, + 48
20 x 9	+ 18, + 25, + 35, + 38, + 42
20x10	+ 40, + 50
20 x 10.5	+ 20, + 27, + 30, + 35
22 x 9	+ 25, + 35
22 x 10 SUV	+ 35, + 38, + 40, + 45, + 50
22 x 10.5 SUV	+ 30, + 40, + 45
24 x 10 SUV	+ 35, + 38, + 40

*reverse drop center 17"



[5-Lug]
compatible w/ BMW | MSZ caps



Vicenza | **M154** | black chrome pvd

20 x 9	+ 18, + 25, + 35, + 38, + 42
20x10	+ 40, + 50
20 x 10.5	+ 20, + 27, + 30, + 35

*reverse drop center



[5-Lug]
compatible w/ BMW | MSZ caps



Verona | **M151** | gloss white & machined

patent pending

18 x 8	+ 40, + 42
19 x 8.5	+ 34, + 35, + 40, + 42
19 x 9.5	+ 35, + 40, + 48
20 x 9	+ 18, + 25, + 35, + 38, + 42
20x10	+ 40, + 50
20 x 10.5	+ 20, + 27, + 30, + 35
22 x 10 SUV	+ 35, + 38, + 40, + 45, + 50
24 x 10 SUV	+ 35, + 38, + 40

*reverse drop center 17"



[5-Lug]
compatible w/ BMW | MSZ caps



Verona | M154 | black chrome pvd | 20x10.5+27

SPORT SERIES

NEW



Citrine | **M155** | bronze

18 x 8	+40, +42,
18 x 9.5	+35, +40, +45
19 x 8.5	+34, +35, +40, +42, +45
19 x 9.5	+35, +40, +45
20 x 8.5	+25, +35, +38, +40
20x10	+40, +50
20 x 10.5	+27, +30, +35

*reverse drop center 19"



[5-Lug]
compatible w/ BMW | MSZ caps



Citrine | M155 | bronze | 18x8+40 - 18x9.5+40

NEW



Citrine | **M156** | gloss white & machined

18 x 8	+40, +42,
18 x 9.5	+35, +40, +45
19 x 8.5	+34, +35, +40, +42, +45
19 x 9.5	+35, +40, +45
20 x 8.5	+25, +35, +38, +40
20x10	+40, +50
20 x 10.5	+27, +30, +35

*reverse drop center 19"



[5-Lug]
compatible w/ BMW | MSZ caps

NEW



Form | **M157** | charcoal

19 x 8.5	+34, +35, +40, +42
19 x 9.5	+35, +40, +48
20 x 8.5	+15, +25, +34, +35, +40, +42
20x10	+40, +45, +50
20 x 10.5	+20, +27, +30, +35

*reverse drop center



[5-Lug]
compatible w/ BMW | MSZ caps

NEW



Citrine | **M161** | silver & machined

18 x 8	+40, +42,
18 x 9.5	+35, +40, +45
19 x 8.5	+34, +35, +40, +42, +45
19 x 9.5	+35, +40, +45
20 x 8.5	+25, +35, +38, +40
20x10	+40, +50
20 x 10.5	+27, +30, +35

*reverse drop center 19"



[5-Lug]
compatible w/ BMW | MSZ caps

NEW



Form | **M158** | bronze

19 x 8.5	+34, +35, +40, +42
19 x 9.5	+35, +40, +48
20 x 8.5	+15, +25, +34, +35, +40, +42
20x10	+40, +45, +50
20 x 10.5	+20, +27, +30, +35

*reverse drop center



[5-Lug]
compatible w/ BMW | MSZ caps

SPORT SERIES

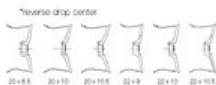


NEW



Intake | **M159** | black & machined / dark tint

20 x 9		+ 18, + 32, + 35, + 38, + 42
20x10		+ 40, + 50
20 x 10.5		+ 20, +32, +35, + 45
22 x 9		+ 15, + 25, + 26, + 32, + 38, + 42
22 x 10 SUV		+ 35, + 38, + 40, + 50
22 x 10.5		+ 20, +25, + 30, + 35, + 40, + 45



[5-Lug]
compatible w/ BMW | MSZ caps

NEW



Invert | **M162** | silver & machined (directional)

patent pending

20 x 9		+ 18, + 25, + 32, + 35, + 38
20 x 10.5		+ 20, + 27, + 30, + 35, + 45

available spring 2015



[5-Lug]
compatible w/ BMW caps

NEW



Intake | **M160** | silver & machined

20 x 9		+ 18, + 32, + 35, + 38, + 42
20x10		+ 40, + 50
20 x 10.5		+ 20, +32, +35, + 45
22 x 9		+ 15, + 25, + 26, + 32, + 38, + 42
22 x 10 SUV		+ 35, + 38, + 40, + 50
22 x 10.5		+ 20, +25, + 30, + 35, + 40, + 45



[5-Lug]
compatible w/ BMW | MSZ caps

NEW



Invert | **M163** | black & machined / dark tint (directional)

patent pending

20 x 9		+ 18, + 25, + 32, + 35, + 38
20 x 10.5		+ 20, + 27, + 30, + 35, + 45

available spring 2015



[5-Lug]
compatible w/ BMW caps

Intake | M160 | silver & machined | 20x9x35 - 20x10.5x35

Mian | M134 | black & machined / ddt | 20x8.5x35 - 20x10.5x35



RACING SERIES

NEW



Walker | **M091** | gloss black & machined

15 x 8 | +25



| 4 & 5-Lug |

NR-6 | **M105** | gloss gunmetal & milled

17 x 7.5 | +45
18 x 8 | +35, +40



| 4 & 5-Lug |

NEW



Walker | **M092** | gold & machined

15 x 8 | +25



| 4 & 5-Lug |

NR-6 | **M106** | matte black & milled

17 x 7.5 | +45
18 x 8 | +20, +35, +40



| 4 & 5-Lug |

Walker | M091 | gloss black & machined | 15x8+25

NR-10 | **M122** | satin black

16 x 7 | +38
17 x 7.5 | +45
18 x 8 | +35, +40, +42



| 4 & 5-Lug |



TRACK SERIES



LeMans | **M322** | black & machined / dark tint

20 x 9		+35, +38
20x10		+40
20 x 10.5		+38

[5-Lug]
compatible w/ BMW | MSZ caps



Sportiva | **M207** | black & machined / polished rim

19 x 8		custom
19 x 9		offsets
19 x 10		
19 x 11		
20 x 8.5		
20 x 9		
20 x 10		
20 x 10.5		
22 x 8.5		
22 x 9		
22 x 10		
22 x 10.5		
22 x 12		
24 x 9		
24 x 10		



[5-Lug]
compatible w/ BMW | MSZ caps



Gran Prix | **M324** | black & machined / dark tint

20 x 9		+35, +38
20x10		+40
20 x 10.5		+38

[5-Lug]
compatible w/ BMW | MSZ caps



Targa | **M217** | black & machined / polished rim

20 x 8.5		custom
20 x 9		offsets
20 x 10		
20 x 10.5		
22 x 8.5		
22 x 9		
22 x 10		
22 x 10.5		
22 x 12		



[5-Lug]
compatible w/ BMW | MSZ caps

Gran Prix | M322 | black & machined / dtt | 20x9-35 - 20x10.5+38



Targa | M217 | matte black | 20x10+40 - 20x12+20



NICHE FORGED

NICHE
ROAD WHEELS



Demo | H50 | matte bronze | gloss bronze lip | 21x9 - 22x12

NICHE FORGED




Alpine D | T87 | Hi polish w/ transparent matte monaco copper | 22x9 - 22x12



Misano | A61 | matto black | matto bronze | 20x10.5



Grand Prix | P83 | Hi polish w/ transparent gloss candy red | 21x9 - 21x12



RO



Mutano | P91 | brushed w/ transparent gloss monaco copper | 21x9 - 21x12



Alta | P89 | textured cast oil rubbed bronze | 21x10.5



Alpine | T86 | matto gunmetal | 21x9 - 21x12

NICHE FORGED



↳ DTM | T10 | Hi polish w transparent matle candy red | 20x9 - 20x10.5



↳ Alfa | P89 | brushed w transparent gloss dark tint | 21x10.5



↳ Ascari | H88 | brushed w transparent matt peacock blue | Hi polish w transparent gloss peacock blue lip | 20x9 - 20x11.5



↳ Alpine-D | T10 | brushed w transparent gloss dark tint | 22x9 - 22x12



↳ Vella | P92 | brushed w transparent matle dark tint | 20x9 - 20x10.5



↳ P87



↳ P87

NICHE FORGED STYLE SELECTION



agile 36

alpine 83

alpine-d 87

alta 89



apex 41

ascari 88

circuit 30

citrine 79



concourse 32

dromo 90

dim 93

element 38



enyo 76

esses 78

grand prix 83

invert 73



OG6 | laguna 43

lucerne 56

mach 5 07

misano 61

ALL 40 STYLES AVAILABLE IN ANY
CONSTRUCTION AND FINISH VARIATION

niche
ROAD WHEELS



monza 44

mulsanne 91

pulse 25

ritz 58



roma 34

rs10 60

scope 28

scuderia 19



spa 22

spec 77

sportiva 20

spyder 33



stance 11

stuttgart 70

surge 75

targa 21



vella 92

vicenza 72

zen 26

zurich 53

NICHE FORGED CONSTRUCTION OPTIONS

ALL 40 NICHE FORGED DESIGNS ARE AVAILABLE IN ANY OF THE 8 CONSTRUCTION OPTIONS BELOW



MONOBLOCK

- single piece forging
- strongest of all construction options
- 36 forgings available w/ multiple profile options
- super lightweight
- lightning pockets available
- reverse drop center forgings available for maximum lip



CONCAVE

- concave center forging profile
- standard reversed, flat lip
- 3-pc. construction
- wide range of diameter and width options
- lightning pockets available
- optional hidden or exposed hardware
- commonly used as front wheel profile in staggered applications



MONO.2

- two piece forged construction
- deep concave forging bolted to spun forged inner rim
- monoblock look
- 3-pc. fitment versatility
- large width spectrum
- spoke lightning undercut
- lightning pockets available
- optional hidden or exposed hardware



DEEP CONCAVE

- deep concave center forging profile
- standard reversed, flat lip
- deep lip capability
- 3-pc. construction
- wide range of diameter and width options
- lightning pockets available
- optional hidden or exposed hardware
- commonly used as rear wheel profile in staggered applications



STANDARD

- standard flat to convex center forging profile
- standard reversed, flat lip
- 3-pc. construction
- widest range of diameter and width options
- 2-pc. competition series rims
- lightning pockets available
- optional hidden or exposed hardware
- 2-pc. rim sizes: 19x8.5, 19x9.5, 20x8.5, 20x9, 20x10, 22x9, 22x9.5, 22x10.5, 24x10



CONCAVE STEP LIP

- deep concave center forging profile
- traditional step lip outer rim
- spokes extend and wrap around drop center
- 3-pc. construction
- wide range of diameter and width options
- lightning pockets available
- optional hidden or exposed hardware



STANDARD STEP LIP

- standard flat to convex center forging profile
- traditional step lip outer rim
- 3-pc. construction
- wide range of diameter and width options
- 2-pc. competition series rims
- lightning pockets available
- optional hidden or exposed hardware



CONCAVE STEP LIP / ELEVATED SPOKE

- deep concave center forging profile
- traditional step lip outer rim
- spokes extend and float over drop center to the edge of the lip
- weight reducing capability
- 3-pc. construction
- wide range of diameter and width options
- lightning pockets available
- optional hidden or exposed hardware

NICHE FORGED CUSTOM FINISHING



custom finish order process

- select a solid or transparent
 - solid color
 - standard powder coat
 - textured powder coat
 - liquid paint color match
 - transparent color
 - standard clear
 - lined clear
 - colored clear
- select metal work (applies to transparent)
 - brushed
 - hi polish
 - brushed - hi polish combo
- select final clear coat
 - matte
 - gloss

POWDER COAT OR LIQUID PAINT AVAILABLE



transparent over brushed & hi polish

- transparent color or clear applied over a combination of super fine grit polished and rough grit hand sanded aluminum
- transparent powder coat
- transparent liquid paint
- available in matte or gloss final coat
- varied multi-piece center and rim combinations
- 100% hand polished and sanded



transparent over brushed and hi polish examples



solid color examples

solid colors

- non transparent
- powder coat
- liquid paint
- liquid paint color match
- textured powdercoat
- custom inner and outer rim finishing
- custom hardware colors



matte finish examples

matte finishes

- soft, muted, satin look
- final step of finishing process
- matte clear coat applied over any finish and/or metal work including multi tone
- powder coat or liquid paint
- varied multi-piece center and rim combinations



transparent over brushed examples

transparent over brushed

- transparent color or clear applied over rough grit hand sanded aluminum
- transparent powder coat
- transparent liquid paint
- available in matte or gloss final coat
- varied multi-piece center and rim combinations
- 100% hand sanded



gloss finish examples

gloss finishes

- shiny, glassy look
- final step of finishing process
- gloss clear coat applied over any finish and/or metal work, including multi tone
- powder coat or liquid paint
- varied multi-piece center and rim combinations



transparent over hi polish examples

transparent over hi polish

- transparent color or clear applied over super fine grit polished aluminum
- transparent powder coat
- transparent liquid paint
- available in matte or gloss final coat
- varied multi-piece center and rim combinations
- 100% hand polished



multi tone examples

multi tone finishes

- 2 or more color combinations per wheel
- solid color and trims over hand finished metal work combinations
- liquid painted lip strips
- liquid color accent options
- hand masked detail
- gloss and matte combinations
- varied multi-piece center and rim combinations

NICHE FORGED FINISHED EXAMPLES

40 STYLES
8 CONSTRUCTION OPTIONS
ENDLESS COLOR AND FINISH COMBINATIONS



agile 05
concave step lip
solid glass black lip & inner



alpine 06
mono-2
multi w/ transparent base | multi
anti-rattle inner



alpine-d 07
monoblock
brushed w/ transparent multi gold



alta 09
mono-2
hi polish w/ transparent glass dark tint |
multi black inner



apex 41
concave step lip
brushed w/ transparent multi dark tint



ascari 08
3 pc. deep concave step lip w/ elevated spoke
hi polish transparent multi cyan blue | hi polish
transparent glass cyan blue



circuit 09
3 pc. concave step lip w/ great windows
hi polish w/ transparent | glass blue |
solid glass black lip & inner



citrine 70
3 pc. concave step lip
hi polish w/ transparent glass copper |
hi polish lip & inner



morza 44
3 pc. deep concave
brushed w/ transparent multi copper 1 |
solid multi black lip & inner



mulsane 01
mono-2
brushed w/ transparent glass gold base & inner



pulse 05
3 pc. deep concave step lip
hi polish w/ transparent
glass brown | brushed multi transparent bronze lip & inner



ritz 08
monoblock | bronze step center forging |
hi polish w/ transparent copper 1



concourse 32
3 pc. deep concave
brushed w/ transparent multi dark tint |
solid glass sports black lip & inner



dromo 00
3 pc. deep concave step lip w/ elevated spoke
multi copper | glass copper lip |
multi black inner



dtm 03
mono-2
hi polish transparent multi black



element 05
3 pc. deep concave
hi polish w/ transparent glass black



roma 34
3 pc. deep concave
brushed w/ transparent multi glass clear |
hi polish lip & inner



rs-10 00
3 pc. deep concave
solid multi black w/ bevel accent |
solid multi black lip & inner



scope 08
3 pc. deep concave step lip
hi polish w/ transparent glass clear |
hi polish transparent glass dark tint lip & inner



scuderia 19
monoblock
multi black



enyo 76
monoblock | bronze step center forging |
brushed w/ hi polish windows glass clear



esses 78
mono-2
brushed w/ transparent glass copper |
glass dark tint inner



grand prix 03
mono-2
hi polish w/ transparent | glass gold |
solid glass black inner



invert 73
3 pc. deep concave elevated spoke
brushed w/ transparent multi red |
brushed w/ transparent | glass red lip



spa 22
3 pc. deep concave
solid glass black w/ brushed base |
solid glass black lip & inner



spec 77
3 pc. deep concave step center forging |
brushed w/ hi polish windows glass clear



sportiva 20
3 pc. deep concave
brushed w/ transparent glass clear |
chrome lip | raw inner



spyder 33
3 pc. deep concave
brushed w/ transparent glass tinted 2 |
bevel red accent | glass sports black



laguna 43
3 pc. deep concave
brushed w/ hi polish windows | glass
black windows |
chrome lip | raw inner



lucerne 00
3 pc. deep concave
brushed w/ solid glass white windows



mach-5 07
monoblock
brushed w/ transparent glass green



misano 01
monoblock
solid multi anti-rattle



stance 11
monoblock
multi black



stuttgart 70
mono-2
brushed w/ transparent glass copper 2
aka mono gold



surge 75
monoblock | bronze step center forging |
brushed base w/ transparent | hi polish orange
windows & barrel | black accents | glass clear



targa 21
3 pc. deep concave
hi polish w/ transparent | glass black | brushed
multi double dark tint lip | glass black inner



vella 02
mono-2
brushed transparent multi double dark tint



vicenza 72
monoblock | bronze step center forging |
brushed w/ transparent glass
copper 1



zen 06
monoblock
brushed w/ transparent glass
brass



zurich 03
3 pc. deep concave
hi polish w/ transparent
glass gold | hi polish lip |
hi polish inner

NICHE MONOBLOCK FORGINGS

MONOTEC FORGING AND PROFILE OPTIONS

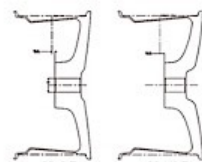


reverse drop center forging
maximum lip

reverse drop center forging

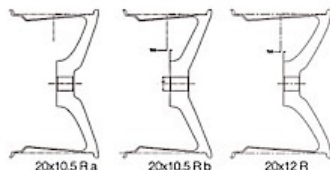


standard drop center forging



20x9 R

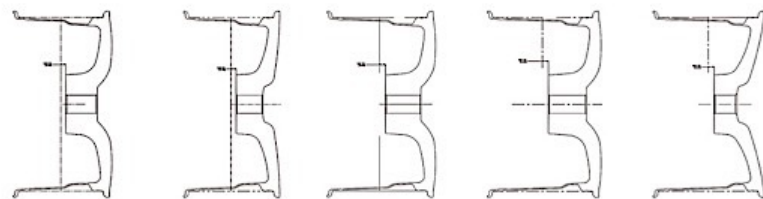
20x10 R



20x10.5 R a

20x10.5 R b

20x12 R



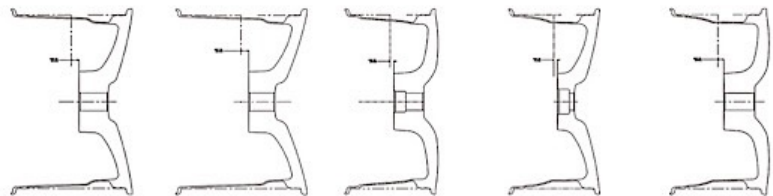
19x8.5 a

19x8.5 b

19x9.5

19x10 a

19x10 b



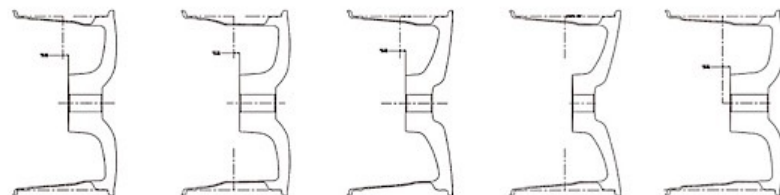
19x11

19x12

20x8.5 a

20x8.5 b

20x9



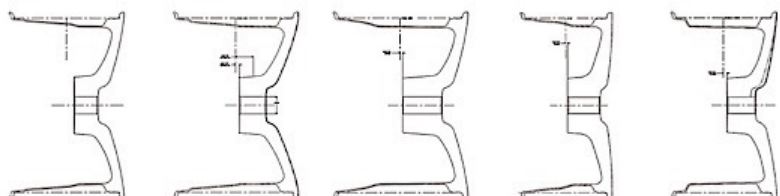
20x9.5 a

20x10 a

20x10 b

20x10.5

20x11 a



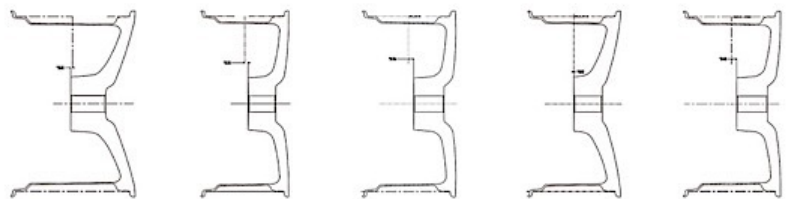
20x11 b

20x12

20x13

21x9

21x10.5



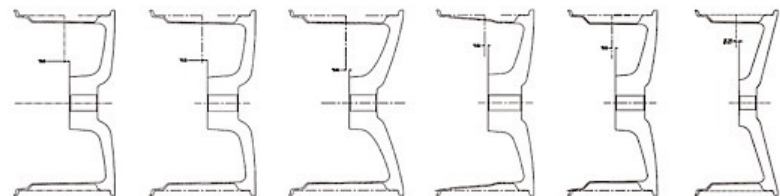
21x12.5

22x9.0

22x9.5 a

22x9.5 b truck

22x10



22x10.5

22x11

22x12

23x10.5

24x10 car/truck

26x10 car/truck

NICHE FORGED



Monza | A44 | Hi polish w transparent gloss gold | 20x9.5 - 20x11



Misano | P61 | gloss black | 20x9 - 20x12



Citro | H79 | Hi polish w transparent gloss copper | polished lip | 20x9 - 20x10.5



Spre | T71 | brushed w hi polish gloss clear | 20x10 - 20x12



Misano | T61 | Hi polish w transparent gloss gold | 21x9 - 21x10.5



Circuit | A30 | brushed transparent gloss triple dark tint | gloss black lip | 19x9.5 - 20x11

rotiform.



rotiform

CAST COLLECTION

Rotiform cast wheels are all new for 2015. Refined and redesigned in multiple widths, diameters, and exclusive finishes. Innovative new engineering and casting methods yield stronger, lighter wheels while retaining the signature Rotiform look

NEW



BLQ | R110 | machined & silver

18x8.5	35, 45
18x9.5	25, 35
19x8.5	35, 45
19x10	25, 45
20x8.5	35, 45
20x10	25, 35



| 5-Lug |

NEW



NUE | R115 | machined & silver

18x8.5	35, 45
18x9.5	25, 35
19x8.5	35, 45
19x10	25, 45



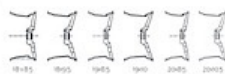
| 5-Lug |

NEW



BLQ | R111 | black & machined/ddt

18x8.5	35, 45
18x9.5	25, 35
19x8.5	35, 45
19x10	25, 45
20x8.5	35, 45
20x10	25, 35



| 5-Lug |

NEW



NUE | R116 | machined ddt/black

18x8.5	35, 45
18x9.5	25, 35
19x8.5	35, 45
19x10	25, 45



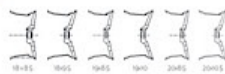
| 5-Lug |

NEW



BLQ | R112 | satin black

18x8.5	35, 45
18x9.5	25, 35
19x8.5	35, 45
19x10	25, 45
20x8.5	35, 45
20x10	25, 35



| 5-Lug |

NEW



NUE | R117 | satin black

18x8.5	35, 45
18x9.5	25, 35
19x8.5	35, 45
19x10	25, 45



| 5-Lug |

NEW



SPF | R120 | machined/silver

patent pending

18x8.5	35, 45
18x9.5	25, 35
19x8.5	35, 45
19x10	25, 45
20x8.5	35, 45
20x10	25, 35



| 5-Lug |

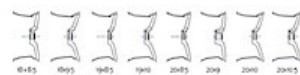
NEW



IND-T | R125 | machined/silver (directional)

patent pending

18x8.5	35, 45
18x9.5	25, 35
19x8.5	35, 45
19x10	25, 45
20x8.5	35, 45
20x9	35, 38
20x10	25, 35
20x10.5	27, 35, 45



| 5-Lug |

3-D Rendering Shown

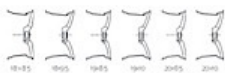
NEW



SPF | R121 | black & machined/ddt

patent pending

18x8.5	35, 45
18x9.5	25, 35
19x8.5	35, 45
19x10	25, 45
20x8.5	35, 45
20x10	25, 35



| 5-Lug |

NEW



IND-T | R126 | black & machined/ddt (directional)

patent pending

18x8.5	35, 45
18x9.5	25, 35
19x8.5	35, 45
19x10	25, 45
20x8.5	35, 45
20x9	35, 38
20x10	25, 35
20x10.5	27, 35, 45



| 5-Lug |

3-D Rendering Shown

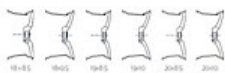
NEW



SPF | R122 | satin black

patent pending

18x8.5	35, 45
18x9.5	25, 35
19x8.5	35, 45
19x10	25, 45
20x8.5	35, 45
20x10	25, 35



| 5-Lug |

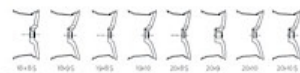
NEW



IND-T | R127 | satin black (directional)

patent pending

18x8.5	35, 45
18x9.5	25, 35
19x8.5	35, 45
19x10	25, 45
20x8.5	35, 45
20x9	35, 38
20x10	25, 35
20x10.5	27, 35, 45



| 5-Lug |

3-D Rendering Shown

NEW



TM8 | R130 | machined/silver [directional]

patent pending

*18 x 8.5		35,45
*18 x 9.5		25,35
19 x 8.5		35,45
19 x 10		25,45

*available spring 2015



3-D Rendering Shown

[5-Lug]

NEW



TM8 | R131 | black & machined/ddt [directional]

patent pending

*18 x 8.5		35,45
*18 x 9.5		25,35
19 x 8.5		35,45
19 x 10		25,45

*available spring 2015



3-D Rendering Shown

[5-Lug]

NEW



TM8 | R132 | satin black [directional]

patent pending

*18 x 8.5		35,45
*18 x 9.5		25,35
19 x 8.5		35,45
19 x 10		25,45

*available spring 2015



3-D Rendering Shown

[5-Lug]



rotiform®



rotiform



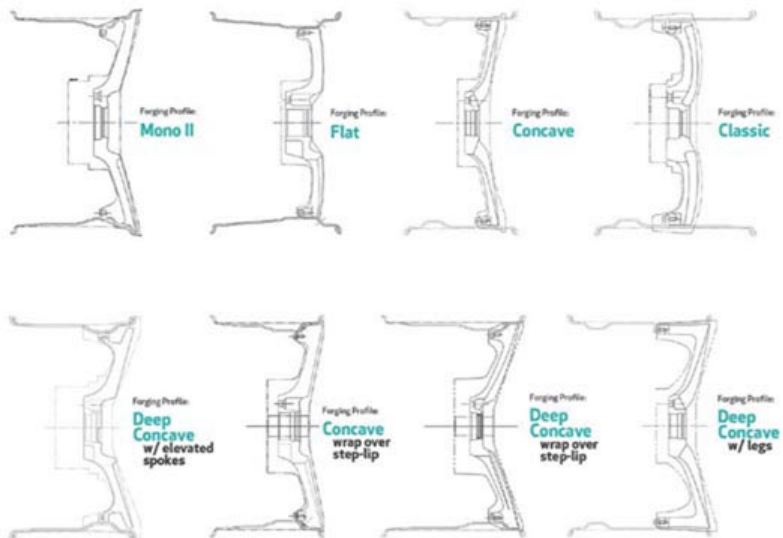
FORGED WHEELS

The ultimate in style and strength, Rotiform forged wheels are 100% made in USA using the finest 6061 T6 aluminum alloys. Engineered to exacting standards and tailored specifically for your vehicle, Rotiform forged wheels are perfectly crafted for style, durability and performance.

Available In:
14" - 24" Diameters | 6" - 16" Widths

FORGED WHEEL CENTER PROFILES

Every Rotiform wheel is offered in all configurations shown below, additionally Forged Monoblock and Forged 2 piece available in limited sizes and widths.



WHEEL FINISH OPTIONS / MOUNT OPTIONS

All Rotiform forged wheels are offered in a wide range of build configurations and a myriad of custom finishes. Below is just a small sampling of our available colors - all done in house to meet our exacting standards. We at Rotiform pride ourselves on developing and offering the most durable and innovative new finishes available.



Sandblast mount matte silver center with polished step-lip



Face mount matte gold center with polished step-lip



Sandblast mount Rose Copper over polished center and lip



Face mount matte candy gold center with polished step-lip



Sandblast mount candy black center with polished step-lip



Face mount brushed face with polished step-lip



Face mount brushed center with polished step-lip



Face mount brushed DOT with powder coated black face-lip



Face mount full polished face and step-lip



Monobloc matte gold



Monobloc brushed satin DOT



Mono II polished candy black powder coat

rotiform®



rotiform

rotiform

[BLQ]



[BLQ-C]



[CUP]



[DAB]



[BLQ-T]



[BTH]



[DIA]



[DUS]



[BWE]



[CSW]



[FUC]



[IDK]



FORGED COLLECTION

[IND]



[IND-T]



[LHR]



[LVS]



[MHG]



[NUE]





rotiform

rotiform[®]



FORGED COLLECTION

rotiform®

[OZT]



[ROC]



[SJC]



[SLC]



[SNA]



[SPF]



rotiform

[TMB]



[USF]



[VCE]



[VCE-T]



[WRW]



rotiform



CAST COLLECTION

rotiform®



rotiform

one-piece series



one-piece series



Octane | **D503** - chrome | **D520** - pvd

size	PVD lip	offsets
18 x 9	2.2"	-12 -1 -20
20 x 9	2.4"	-24 -12 -1 -20
20 x 12	4.4"	-44 -32
22 x 10	3.5"	-12 -1 -13

size	CHROME lip	offset
22 X 14	6.3"	-76

5/6/8 lug

deep lip (lifted apps)



Throttle | **D512** - chrome | **D519** - pvd (Patent: 0649107)

size	PVD lip	offsets
17 x 9	1.6"	-1 -20
17 x 9 DL	3"	-12
18 x 9	1.8"	-1 -20
18 x 10	3.4"	-24 -12
20 x 9	1.8"	-1 -20
20 x 10	3.4"	-24 -12
20 x 12	5.5"	-44
22 x 9.5	2.5"	-18 -6 -8 -20

size	lip	offsets
7.9"	-76	

5/6/8 lug

deep lip (lifted apps)



Octane | **D509** - matte black

size	lip	offsets
17 x 8.5	1.6"	5 -14
18 x 9	2.2"	-12 -1 -20
20 x 9	2.4"	-24 -12 -1 -20
20 X 12	4.4"	-44 -32
22 x 10	3.5"	-12 -1 -13
22 x 14	6.3"	-75

5/6/8 lug

deep lip (lifted apps)



Throttle | **D513** - matte black & milled (Patent: 0649107)

size	lip	offsets
17 x 9	1.6"	-1 -20
17 x 9 DL	3"	-12
18 x 9	1.8"	-1 -20
18 x 10	3.4"	-24 -12
20 x 9	1.8"	-1 -20
20 x 10	3.4"	-24 -12
20 x 12	5.5"	-44
22 x 9.5	2.5"	-18 -6 -8 -20
22 x 14	7.9"	-76

5/6/8 lug

deep lip (lifted apps)



0509 Octane 2012



0519 Throttle 2010



one-piece series



Pump | **D515** - matte black

size	offsets
18 x 9	-1, -20
20 x 9	-1, -20
20 x 10	24, 12

5/6/8 lug



18x9



Krank | **D517** - matte black & milled (Patents: D680047, D682762)

size	lip	offsets
17 x 9	13"	-1, -20
17 x 9 DL	28"	12
18 x 9	15"	-1, -20
18 x 9 DL	28"	12
20 x 9	15"	-1, -20
20 x 10	34"	24, 12
20 x 12	51"	44
22 x 11	47"	24

5/6/8 lug



deep lip (lifted apps)



Pump | **D528** - pvd

size	offsets
18 x 9	-1, -20
20 x 9	-1, -20
20 x 10	24, 12

5/6/8 lug



18x9



Krank | **D527** - pvd (Patents: D680047, D682762)

size	lip	offsets
17 x 9	13"	-1, -20
17 x 9 DL	28"	12
18 x 9	15"	-1, -20
18 x 9 DL	28"	12
20 x 9	15"	-1, -20
20 x 10	34"	24, 12
20 x 12	51"	44
22 x 11	47"	24

5/6/8 lug



deep lip (lifted apps)

D515 Pump 20x10

D517 Krank 20x9



one-piece series



Dune | **D524** - gloss black & machined (Patent: D680935, 17 Patents: D686960, D689001)

size	offsets
17 x 9	-12, -1
20 x 9	-1, -20
20 x 10	-24, -12
20 x 12	-44

5/6/8 lug

deep lip (lifted apps)



Hostage | **D529** - pvd | **D530** - chrome

size	PVD lip	offsets
17 x 9	24"	-12, -1
18 x 9	19"	-12, -1, -20
18 x 12	5.3"	44
20 x 9	16"	-12, -1, -20
20 x 10	3.2"	-24, -12
20 x 12	5.4"	44
22 x 9.5	2.4"	-18, -6, -6, -20
22 x 11	4.3"	-24

5/6/8 lug

deep lip (lifted apps)



size	CHROME lip	offsets
20 X 14	7.7"	-76
22 X 14	7.8"	-76
24 X 11	4.3"	-44, -24



Dune | **D539** - pvd (Patent: D680935)

size	offsets
20 x 9	-1, -20
20 x 10	-24, -12
20 x 12	-44

5/6/8 lug

deep lip (lifted apps)



Hostage | **D531** - matte black

size	lip	offsets
17 x 8.5	1"	-14, -25
17 x 9	2.4"	-12, -1
18 x 9	19"	-12, -1, -20
18 x 12	5.3"	44
20 x 9	16"	-12, -1, -20
20 x 10	3.2"	-24, -12
20 x 12	5.4"	44
20 x 14	7.7"	-76
22 x 9.5	2.4"	-18, -6, -6, -20
22 x 11	4.3"	-24
22 x 14	7.8"	-76
24 x 11	4.3"	-44, -24

5/6/8 lug

deep lip (lifted apps)



Revolver | **D525** - matte black & milled (Patents: D680938, D680937)

size	lip	offsets
15 x 8 DL	3.4"	-18
15 x 10 DL	5.4"	-43
16 x 8	2.2"	-1
17 x 9	2.9"	-12, -1
18 x 9	2.8"	-12, -1
20 x 10	3.5"	-24, -12

5/6/8 lug

deep lip (lifted apps)



2025 Revolution EX10



one-piece series



Boost | **D533** - pvd (Patents D649101, D664901)

size	PVD lip	offsets
17 x 9	1.8"	-1, -20
17 x 9 DL	3"	-12, -1
18 x 9	1.8"	-1, -20
18 x 9 DL	3"	-12, -1
20 x 9	1.8"	-1, -14, -20, -35
20 x 9 DL	3"	-24, -12, -1

5/6/8 lug

deep lip (lifted apps)



Maverick | **D537** - matte black & machined (Patents D686963, D689002)

size	lip	offsets
17 x 9	1.7"	-1, -20
17 x 9 DL	2.4"	-12
18 x 9	1.8"	-1, -20
18 x 9 DL	3"	-12
18x12	5.6"	-24, -12
20 x 9	1.9"	-1, -20
20 x 10	3.5"	-24, -12
20 x 12	5.2"	-44
20 x 14	8"	-76
22 x 9.5	2.3"	-25
22 x 10	4.2"	-24, -12

5/6/8 lug

deep lip (lifted apps)



Boost | **D534** - matte black & milled (Patents D649101, D664901)

size	lip	offsets
16 x 8	1.6"	-1, -20
17 x 9	1.8"	-1, -20
17 x 9 DL	3"	-12, -1
18 x 9	1.8"	-1, -20
18 x 9 DL	3"	-12, -1
20 x 9	1.8"	-1, -14, -20, -35
20 x 9 DL	3"	-24, -12, -1

5/6/8 lug

deep lip (lifted apps)



Maverick | **D538** - matte black & milled (Patents D686963, D689002)

size	lip	offsets
*17 x 8.5	*1.9"	*-25
17 x 9	1.7"	-1, -20
17 x 9 DL	2.4"	-12
17 x 10	2.5"	-12, -24
18 x 9	1.8"	-1, -20
18 x 9 DL	3"	-12
18x12	5.6"	-24, -12
*20 x 9	*1.8"	*-30
20 x 9	1.9"	-1, -20
20 x 10	3.5"	-24, -12
20 x 12	5.2"	-44
20 x 14	8"	-76
22 x 9.5	2.3"	-25
22 x 10	4.2"	-24, -12

5/6/8 lug

deep lip (lifted apps)



*hi offset large brake clearance molds



Maverick | **D536** - chrome | **D536** - pvd (Patents D686963, D689002)

size	PVD lip	offsets
17 x 9	1.7"	-1, -20
17 x 9 DL	2.4"	-12
18 x 9	1.8"	-1, -20
18 x 9 DL	3"	-12
18x12	5.6"	-24, -12
20 x 9	1.9"	-1, -20
20 x 10	3.5"	-24, -12
20 x 12	5.2"	-44
22 x 9.5	2.3"	-25
22 x 10	4.2"	-24, -12

size	CHROME lip	offsets
20 X 14	8"	-76

5/6/8 lug

deep lip (lifted apps)



Maverick | **D542** - matte anthracite (Patents D686963, D689002)

size	lip	offsets
20 x 9	1.9"	-1, -20
20 x 10	3.5"	-12

5/6/8 lug

one-piece series



Nutz | **D540** - pvd (Patent: D680936)

size	PVD lip	offsets
*17 x 9	1.9"	-1, -20
*18 x 9	1.9"	-1, -20
20 x 9	1.9"	-1, -20
20 x 10	3.4"	-24, -12
22 x 12	5.2"	-44

5/6/8 lug

deep lip (lifted apps)



*available spring 2015



Summit | **D544** - matte black

size	lip	offsets
20 x 9	2.1"	-1, -20

5/6 lug



Nutz | **D541** - matte black & machined (Patent: D680936)

size	PVD lip	offsets
*17 x 9	1.9"	-1, -20
*18 x 9	1.9"	-1, -20
20 x 9	1.9"	-1, -20
20 x 10	3.4"	-24, -12
22 x 12	5.2"	-44

5/6/8 lug

deep lip (lifted apps)



*available spring 2015

USA Nutz 29x2



USA Summit 20x9

USA Nutz 20x9

one-piece series



NEW



Assault | **D546** - matte black & milled (Patent Pending)

size	offsets
17 x 8.5	-14, -25
17 x 9	-12, -1
18 x 9	-1, -20
20 x 9	-18
20 x 10	-44
20 x 12	-12, -1, -20
22 x 10	-12, -1, -13
22 x 12	44

5/6/8 lug

deep lip (lifted apps)



D546 Assault 2013

Trophy | **D551** - matte black & matte anthracite



size	lip	offsets
17 x 8.5	24"	-6, -6
18 x 9	26"	-1, -20
18 x 9.8-L	3"	-1, -20
18 x 10	4.4"	-24, -12
20 x 9	3"	-12, -1, -20
20 x 9.8-L	3.2"	-1, -20
20 x 10 8-L	4.8"	-18
22 x 9.5	3.3"	-1, -20

5/6/8 lug

8-lug application



Trophy | **D552** - matte anthracite & matte black



size	lip	offsets
17 x 8.5	24"	-6, -6
18 x 9	26"	-1, -20
18 x 9.8-L	3"	-1, -20
18 x 10	4.4"	-24, -12
20 x 9	3"	-12, -1, -20
20 x 9.8-L	3.2"	-1, -20
20 x 10 8-L	4.8"	-18

5/6/8 lug

8-lug application



D552 Trophy 2013



one-piece series



Full Blown | **D553** - pvd

size	PVD lip	offsets
17 x 9	14"	-1, -20
17 x 9 DL	26"	-12, -1
18 x 9	19"	-1, -20
18 x 9 DL	27"	-12, -1
20 x 9	19"	-1, -20
20 x 10	36"	-24, -12

size	CHROME lip	offsets
20 x 12	5.2"	-44

5/6/8 lug

deep lip (lited apps)



Anza | **D557** - matte black & matte anthracite (Patents: D714205, D718007)

size	lip	offsets
15 x 8	3.2"	-18
15 x 10	5.2"	-43
16 x 8	2.4"	-1
17 x 8.5	2.7"	-6, -6
18 x 9	2.6"	-1, -20
20 x 9	2.6"	-1, -20
20 x 10	4.5"	-18

5/6/8 lug

8-lug application



Full Blown | **D554** - gloss black & milled

size	lip	offsets
17 x 9	14"	-1, -20
17 x 9 DL	26"	-12, -1
18 x 9	19"	-1, -20
18 x 9 DL	27"	-12, -1
20 x 9	19"	-1, -20
20 x 10	3.6"	-24, -12
20 x 12	5.2"	-44
22 x 9.5	2.3"	-20, -32, -35

5/6/8 lug

deep lip (lited apps)



Anza | **D558** - matte anthracite & matte black (Patents: D714205, D718007)

size	lip	offsets
15 x 8	3.2"	-18
15 x 10	5.2"	-43
16 x 8	2.4"	-1
17 x 8.5	2.7"	-6, -6
18 x 9	2.6"	-1, -20
20 x 9	2.6"	-1, -20
20 x 10	4.5"	-18

5/6/8 lug

8-lug application



Coupler | **D556** - matte black & machined / ddt (Patents: D712334, D710813)

size	lip	offsets
17 x 9	2.4"	-12, -1
20 x 9	2.6"	-1, -20
20 x 10	2.7"	-24, -12

5/6/8 lug

deep lip (lited apps)



one-piece series



Formula | **D559** - matte black

size	lip	offsets
17 x 9	2.7"	-12
20 x 9	2.2"	-1, -20
20 x 10	3.1"	-18

5/6 lug



deep lip (litted apps)



NEW

Vapor | **D569** - matte black & machined / ddt

size	offsets
*17 x 9	-1, -20
*18 x 9	-1, -20
20 x 9	-1, -20, -35
20 x 10	-18

5/6/8 lug

*available spring 2015



NEW

Vapor | **D560** - matte black

size	offsets
*17 x 9	-1, -20
*18 x 9	-1, -20
20 x 9	-1, -20, -35
20 x 10	-18

5/6/8 lug

*available spring 2015

D560 Vapor 20x10



D569 Vapor 20x10

one-piece series

NEW



Beast | **D564** - matte black & machined / ddt (Patent Pending)

5/6/8 lug

size	offset
17 x 9	-12, -1, -20
18 x 9	-12, -1, -20
20 x 9	-1, -20
20 x 10	-18
20 x 12	44
*22 x 12	44

*available spring 2015

deep lip (lifted apps)



D564 Lethal 2015



D564 Beast 2012



Lethal | **D567** - matte black & milled (Patents: D704124 & D707610)

5/6/8 lug

size	lip	offset
15 x 8	24"	43
15 x 10	15"	-18
17 x 9	24"	-12, -1
18 x 9	2"	-20
18 x 9 DL	2.9"	-12, -1
20 x 9	1.9"	-1, -20
20 x 10	3.5"	-24, -12
22 x 11	4"	-24

deep lip (lifted apps)



D568 Hostage III 2014

NEW



Hostage III | **D568** - matte anthracite & matte black

5/6/8 lug

size	lip	offset
17 x 9	19"	-1, -20
18 x 9	22"	-1, -20
20 x 9	21"	-1, -20



one-piece series



Savage | **0563** - gloss black & milled

size	lip	offsets
17 x 8.5	2.6"	-6 -6
20 x 9	2.3"	-1 -20
20x10	3.5"	-18

5/6/8 lug



JM2 - Jeremy McGrath Signature Wheel | **0572** - matte black

size	lip	offsets
17 x 8.5	2.6"	-6 -6
20 x 9	2.5"	-1 -20

5/6 lug

*available spring 2015



3-D rendering shown



Savage | **0565** - matte black & milled w machined lip

size	lip	offsets
17 x 8.5	2.6"	-6 -6
20 x 9	2.3"	-1 -20
20x10	3.5"	-18

5/6/8 lug



Rotor | **0570** - matte black

size	lip	offsets
17 x 8.5	2.3"	-6 -6
20 x 9	2.4"	-1 -20

5/6 lug

*available spring 2015

0565 Savage 20x9

0570 Rotor 17x8.5



two-piece series



Fuel two-piece wheels are now the most customizable off-road wheels on the market. New for 2015, all of our two-piece wheel designs are available with forged centers (in addition to cast), cut in house at our Southern California machine shop and can be custom finished in our state of the art powder coating and liquid painting facilities. Founded by a company with a rich history manufacturing and years of pushing the limits of wheel finish options, Fuel Off-Road now offers luxury high end finishes that, until now, were unavailable in the custom off-road wheel industry. New transparent paints are available in a wide array of tints and colors which are applied over custom metal work including hi-polish and brushing. The forged center of the Crusher featured below was first hand brushed, then powder coated with prismatic transparent copper. The centers are bolted into our industry exclusive single barrel outer rims. The rims are engineered to withstand the load rating of today's heavy duty trucks, thus alleviating any concerns of leaking 3 piece wheels offered by competing off-road wheel manufacturers. Outer rims come standard, gloss black with milled lip.

Rim sizes for custom forged orders: 20x9, 20x10, 20x12
20x14, 22x10, 22x12
22x14, 24x12, 24x14
24x16



two-piece series



Hostage II | **D232** - matte anthracite & matte black

size	lip	offsets
20 x 10	4.5"	-19
20 x 12	6.5"	-44
22 x 10	4.5"	-19
22 x 12	6.5"	-44

5/6/8 lug



D232 Hostage II 20x10



Rampage | **D237** - pvd & gloss black

size	lip	offsets
20 x 10	4.6"	-19
20 x 12	6.3"	-44
22 x 10	4"	-11
22 x 12	6.2"	-44
22 x 14	8.2"	-70

5/6/8 lug

Rampage | **D238** - anthracite & gloss black



size	lip	offsets
20 x 10	4.6"	-19
20 x 12	6.3"	-44
22 x 10	4"	-11
22 x 12	6.2"	-44
22 x 14	8.2"	-70

5/6/8 lug

D238 Rampage 20x12



two-piece series



Nutz | **D251** - matte black & milled / gloss black
(Patents: D680936, 22' D686958)

size	lip	offsets
20 x 9	18"	-1, -20
20 x 10	4.6"	-19
20 x 12	6.4"	-44
20 x 14	9.4"	-76
22 x 10	4"	-13, -6
22 x 12	6.2"	-44
22 x 14	8.2"	-70

5/6/8 lug



deep lip



Full Blown | **D253** - pvd / gloss black

size	lip	offsets
20 x 10	4.6"	-19
20 x 12	6.4"	-44
20 x 14	9.4"	-76
22 x 10	4"	-13
22 x 12	6.2"	-44
22 x 14	8.2"	-70

5/6/8 lug



deep lip



Nutz | **D252** - matte black & machined / ddt / gloss black
(Patents: D680936, 22' D686958)

size	lip	offsets
20 x 9	18"	-1, -20
20 x 10	4.6"	-19
20 x 12	6.4"	-44
20 x 14	9.4"	-76
22 x 10	4"	-13, -6
22 x 12	6.2"	-44
22 x 14	8.2"	-70

5/6/8 lug



deep lip



Full Blown | **D254** - gloss black & milled / gloss black

size	lip	offsets
20 x 10	4.6"	-19
20 x 12	6.4"	-44
20 x 14	9.4"	-76
22 x 10	4"	-13
22 x 12	6.2"	-44
22 x 14	8.2"	-70

5/6/8 lug



deep lip



©2012 Nutz 2018



Full Blown | **D255** - gloss white & milled / gloss black

size	lip	offsets
20 x 10	4.6"	-19
20 x 12	6.4"	-44
20 x 14	9.4"	-76
22 x 10	4"	-13
22 x 12	6.2"	-44
22 x 14	8.2"	-70

5/6/8 lug



deep lip

two-piece series



Driller | **D256** - matte black & milled / gloss black
 (Patents: D680933, D686959, 22' D688615)

size	lip	offsets
20 x 10	4.6"	-19
20 x 12	6.4"	-44
20 x 14	9.4"	-76
22 x 10	4"	-13
22 x 12	6.2"	-44
22 x 14	8.2"	-70

5/6/8 lug



deep lip



Maverick | **D260** - chrome / gloss black (Patents: 680049, 680940)

size	lip	offsets
20 x 10	4.6"	-19
20 x 12	6.4"	-44
20 x 14	9.4"	-76
22 x 10	4"	-13
22 x 12	6.2"	-44
22 x 14	8.2"	-70
24 x 12	6.6"	-75
24 x 14	8.8"	-75
24 x 16	10"	-100

5/6/8 lug



deep lip



Driller | **D257** - matte black & machined / ddt / gloss black
 (Patents: D680933, D686959, 22' D688615)

size	lip	offsets
20 x 10	4.6"	-19
20 x 12	6.4"	-44
20 x 14	9.4"	-76
22 x 10	4"	-13
22 x 12	6.2"	-44
22 x 14	8.2"	-70

5/6/8 lug



deep lip



Maverick | **D262** - matte black & milled / gloss black
 (Patents: 680049, 680940)

size	lip	offsets
20 x 10	4.6"	-19
20 x 12	6.4"	-44
20 x 14	9.4"	-76
22 x 10	4"	-13
22 x 12	6.2"	-44
22 x 14	8.2"	-70
24 x 12	6.6"	-44
24 x 14	8.8"	-75
24 x 16	10"	-100

5/6/8 lug



deep lip

0254 Driller 2004



0262 Maverick 2007



two-piece series



Renegade | **D263** - chrome / gloss black (Patents: D701811, D701812)

size	lip	offsets
20 x 10	4.6"	-19
20 x 12	6.4"	-44
20 x 14	9.4"	-76
22 x 10	4"	-13, -6
22 x 12	6.2"	-44
22 x 14	8.2"	-70

5/6/8 lug



deep lip



Lethal | **D266** - chrome / gloss black (Patents: D704124, D707610)

size	lip	offsets
20 x 10	4.6"	-19
20 x 12	6.4"	-44
20 x 14	9.4"	-76
22 x 10	4"	-13
22 x 12	6.2"	-44
22 x 14	8.2"	-70

5/6/8 lug



deep lip



Renegade | **D265** - matte black & milled / gloss black (Patents: D701811, D701812)

size	lip	offsets
20 x 10	4.6"	-19
20 x 12	6.4"	-44
20 x 14	9.4"	-76
22 x 10	4"	-13, -6
22 x 12	6.2"	-44
22 x 14	8.2"	-70

5/6/8 lug



deep lip



Lethal | **D267** - black & milled / gloss black (Patents: D704124, D707610)

size	lip	offsets
20 x 12	6.4"	-44
22 x 10	4"	-13
22 x 12	6.2"	-44
22 x 14	8.2"	-70

5/6/8 lug



deep lip

©2015 Renegade 22V2



©2017 Lethal 22V4



two-piece series

NEW



Crush | **D268** - matte black & machined / ddt / gloss black

5/6/8 lug

size	lip	offsets
20 x 10	4.6"	-19
20 x 12	6.4"	-44
20 x 14	9.4"	-76

custom forged center shown with in house
matte black & machined w/ ddt powder coat

NEW



Cleaver | **D239** - gloss black & milled / gloss black (Patent Pending)

5/6/8 lug

size	lip	offsets
20 x 9	1.8"	-1, -20
20 x 10	4.6"	-19
20 x 12	6.4"	-44
20 x 14	9.4"	-76
22 x 10	4"	-13
22 x 12	6.2"	-44
22 x 14	8.2"	-70

custom forged center shown with in house
gloss black powder coat & milled windows

NEW



Cleaver | **D240** - chrome / gloss black (Patent Pending)

5/6/8 lug

size	lip	offsets
20 x 9	1.8"	-1, -20
20 x 10	4.6"	-19
20 x 12	6.4"	-44
20 x 14	9.4"	-76
22 x 10	4"	-13
22 x 12	6.2"	-44
22 x 14	8.2"	-70

custom forged center shown



0254 Full Blown 22x12



FORGED MONOBLOCK



CUSTOM FINISHING AVAILABLE
22x10, 22x12, 22x14, 24x12, 24x14, 24x16, 26x12, 26x14, 26x16





FF|11

FORGED MONOBLOCK

CUSTOM FINISHING AVAILABLE
22x10, 22x12, 22x14, 24x12, 24x14, 24x16, 26x12, 26x14, 26x16



FF|07

FF|08

FF|09



FF|10

FF|11

FF|12

one-piece cast dually series



Throttle | **D512** - pvd (Patent: D649107)

8 lug

size	lip	offsets
17 x 6.5 F	0"	-129
17 x 6.5 R	5.2"	-129



Throttle | **D513** - black & milled (Patent: D649107)

8 lug

size	lip	offsets
17 x 6.5 F	0"	-129
17 x 6.5 R	5.2"	-129



Maverick | **D533** - black & milled (Patents: 680049, 680940)

8 lug

size	lip	offsets
20 x 8.25 F	0"	-122
20 x 8.25 S	7.8"	street fitment
20 x 8.25 L	7.8"	lifted fitment
22 x 8.25 F	0"	-105
22 x 8.25 R4.5	7.8"	street fitment
22 x 8.25 R3.5	7.8"	lifted fitment
22 x 8.25 R2.5	7.8"	extreme lifted fitment



22x8.25



two-piece forged dually series



Throttle | **D212** | **D213** | Patent: D649107

size	lip	offset	finish
22 x 8.25	7.8"	custom	custom
24 x 8.25	7.8"	custom	custom

8 lug

optional gloss black outer



Hostage | **D232**

size	lip	offset	finish
22 x 8.25	7.8"	custom	custom
24 x 8.25	7.8"	custom	custom

8 lug

custom anthracite center



D232 Hostage 22" custom paint



D254 Full Blown 24"



Full Blown | **D254**

size	lip	offset	finish
22 x 8.25	7.8"	custom	custom
24 x 8.25	7.8"	custom	custom

8 lug



Maverick | **D262** | Patents: 680043, 6809401

size	lip	offset	finish
22 x 8.25	7.8"	custom	custom
24 x 8.25	7.8"	custom	custom

8 lug



©2015 Renegade 22" polished / 6.8L



Renegade | **D265** | Patents: D701811, D701812

size	lip	offset	finish
22 x 8.25	7.8"	custom	custom
24 x 8.25	7.8"	custom	custom

8 lug



Lethal | **D267** | Patents: D704124, D707610

size	lip	offset	finish
22 x 8.25	7.8"	custom	custom
24 x 8.25	7.8"	custom	custom

8 lug

beadlock racing series

OFF-ROAD USE ONLY



Trophy Truck Robman & Nicolson



Pro 2 Jeremy McCall

Trophy | **D105** - custom

Anza | **D106** - custom

Anza | **D116** - raw machined

(Paints: D14205, D17800)

(Paints: D14205, D17800)



17x8.5/14.5" bs. (shown)
17x8.5/14.5" bs.
forged

17x8.5/14.5" bs.
17x8.5/16.25" bs. (shown)
forged

17x9/14.5" bs.
cast w/ forged ring



Trophy Truck Whipple & Caley



Profile Joe Cobb



FUEL OFF-ROAD gripper M/T




*Tread with Fuel F is not color description.

tire size	rim range	diameter	width	max load	load range	max psi	weight (lb)
33x12.50R17	8.5 - 11	33.0	12.8	3042	E/10	80	70.5
35x12.50R17	8.5 - 11	34.8	13.2	3640	E/10	80	76.3
37x13.50R17	8.5 - 11	37.0	14.3	4300	E/10	65	83.6
33x12.50R18	8.5 - 11	33.0	12.7	2910	E/10	80	69.4
35x12.50R18	8.5 - 11	35.0	13.2	3415	E/10	80	74.9
33x12.50R20	8.5 - 11	32.8	13.0	2600	E/10	65	67.2
35x12.50R20	8.5 - 11	35.0	13.0	3195	E/10	80	73.8
35x13.50R20	10 - 12	35.0	13.5	3525	E/10	80	76.1
37x13.50R20	8.5 - 11	37.0	14.0	3860	E/10	65	80.5
38x15.50R20	11 - 14	37.7	15.4	3640	D/8	50	87.3
33x12.50R22	8.5 - 11	32.8	12.8	2270	E/10	65	66.1
35x12.50R22	8.5 - 11	35.0	12.8	2835	E/10	65	71.7
37x13.50R22	8.5 - 11	37.0	14.0	3520	E/10	65	77.2
38x15.50R22	11 - 14	38.0	15.9	3525	D/8	50	91.5
40x15.50R24	11 - 14	39.7	15.9	3970	D/8	65	108
40x15.50R26	11 - 14	39.7	15.8	3860	E/10	65	103





Chevrolet




Ford




GMC



Dodge



Toyota



Nissan



Jeep



DUB ONE PIECE WHEELS



ONE PIECE WHEELS



Phase 5 | **S104** | chrome

size	lip	offsets
18 x 8	1.2"	-20 to -40
20 x 8.5	1.7"	-15 to -45

4 & 5 lug

Blanks - custom pc'd & offsets available



Phase 6 | **S107** | chrome

size	lip	offsets
20 x 8.5	4.4"	-10 to -30
22 x 9.5	4.8"	-10 to -30
24 x 9.5	5.3"	-10 to -30

5 & 6 lug

Blanks - custom pc'd & offsets available



Phase 5 | **S105** | black & machined

size	lip	offsets
18 x 8	1.2"	-20 to -40
20 x 8.5	1.7"	-15 to -45

4 & 5 lug

Blanks - custom pc'd & offsets available



Phase 6 | **S108** | black & machined

size	lip	offsets
20 x 8.5	4.4"	-10 to -30
22 x 9.5	4.8"	-10 to -30
24 x 9.5	5.3"	-10 to -30

5 & 6 lug

Blanks - custom pc'd & offsets available



Phase 5 | **S106** | satin black

size	lip	offsets
18 x 8	1.2"	-20 to -40
20 x 8.5	1.7"	-15 to -45

4 & 5 lug

Blanks - custom pc'd & offsets available



ONE PIECE WHEELS



Push | **S109** | gloss black & milled

size	offsets
19 x 8.5	-15 to -45
20 x 8.5	-10 to -45
22 x 9.5	-15 to -32
24 x 9.5	-10 to -33
26 x 9.5	-10 to -35

4, 5, & 6 lug

Blanks - custom pcd & offsets available



Push | **S110** | gloss black

size	offsets
20 x 8.5	-10 to -45
22 x 9.5	-15 to -32
24 x 9.5	-10 to -33
26 x 9.5	-10 to -35

4, 5, & 6 lug

Blanks - custom pcd & offsets available



Push | **S111** | pvd & chrome

size	offsets
pvd - 19 x 8.5	-15 to -45
20 x 8.5	-10 to -45
22 x 9.5	-15 to -32
chrome - 24 x 9.5	-10 to -33
26 x 9.5	-10 to -35

4, 5, & 6 lug

Blanks - custom pcd & offsets available



19" pvd



S109 Push 25x33



Rio | **S112** | chrome

size	offsets
rio 5 - 18 x 8	-20 to -40
20 x 8.5	-19 to -45
20 x 10	-20 to -57
22 x 9	-15 to -42
22 x 10.5	-20 to -45

size	offsets
rio 6 - 18 x 8.5	-10 to -38
20 x 9	-10 to -30
22 x 9.5	-10 to -35
24 x 9.5	-10 to -35

4, 5, & 6 lug

Blanks - custom pcd & offsets available



Rio 5 fwd



Rio | **S113** | black & machined

size	offsets
rio 5 - 18 x 8	-20 to -40
20 x 8.5	-19 to -45
20 x 10	-20 to -57
22 x 9	-15 to -42
22 x 10.5	-20 to -45

size	offsets
rio 6 - 18 x 8.5	-10 to -38
20 x 9	-10 to -30
22 x 9.5	-10 to -35
24 x 9.5	-10 to -35

4, 5, & 6 lug

Blanks - custom pcd & offsets available



Rio 5 fwd

ONE PIECE WHEELS



Baller | **S115** | chrome [patent pending]

	size	offsets
pvd-	20 x 9.5	-25, -30, -35, -40
chrome-	22 x 9.5	-11, -31
	24 x 9 car	-15
	24 x 10 car	-15, -20
	24 x 10	-26, -31
	26 x 10	-11, -13, -26, -31
	28 x 10	-11, -31
	30 x 10	-10, -12, -25, -30

5 & 6 lug



S22 Shot Calla 2200 - 22x10.5



Baller | **S116** | black & machined / ddt [patent pending]

	size	offsets
	20 x 9.5	-25, -30, -35, -40
	22 x 9.5	-11, -31
	24 x 9 car	-15
	24 x 10 car	-15, -20
	24 x 10	-26, -31
	26 x 10	-11, -13, -26, -31
	28 x 10	-11, -31
	30 x 10	-10, -12, -25, -30

5 & 6 lug

S116 Baller 24x10



Shot Calla | **S120** | chrome

	size	offsets	
fwd-	22 x 9	-15, -38	
	22 x 10.5	-35, -40, -45	
rwd-	22 x 9.5	-12, -25, -30	
	24 x 10	-25, -30	
	26 x 10	-25, -30	
	28 x 10	-10, -25, -30	
		30 x 10	-10, -25, -30

5 & 6 lug



Both front caps not included



Shot Calla | **S121** | black & machined / ddt

	size	offsets		
fwd-	22 x 9	-15, -25, -32, -38, -48	S221 gloss black / brushed face 22" fwd only	
	22 x 10.5	-20, -30, -35, -40, -45, -50		
rwd-	22 x 9.5	-12, -25, -30		
	24 x 10	-25, -30		
	26 x 10	-25, -30		
	28 x 10	-10, -25, -30		
		30 x 10		-10, -25, -30

5 & 6 lug



ONE PIECE WHEELS



Skillz | **S122** | chrome

size	offsets
22 x 9.5	-25, -30
24 x 10	-12, -25, -30
26 x 10	-12, -25, -30

5 & 6 lug



Skillz | **S123** | black & machined / ddt

size	offsets
22 x 9.5	-25, -30
24 x 10	-12, -25, -30
26 x 10	-12, -25, -30

5 & 6 lug



S122 Skillz 26x10



S125 Sleeper 26x10



NEW

Sleeper | **S124** | chrome

size	offsets
24 x 10	-10 to -35

5 & 6 lug

Blanks - custom pcd & offsets available



NEW

Sleeper | **S125** | black & machined / ddt

size	offsets
24 x 10	-10 to -35

5 & 6 lug

Blanks - custom pcd & offsets available

ONE PIECE WHEELS



S127 Future 25x11

NEW



Future | **S126** | chrome

size	offsets
pvd- 20 x 9.5	-25, -30, -35, -40
chrome- 22 x 9.5	-25, -30
24 x 10	-10, -12, -25, -30
26 x 10	-10, -25, -30
28 x 10	-30

5 & 6 lug

NEW



Future | **S127** | black & machined / ddt

size	offsets
20 x 9.5	-25, -30, -35, -40
22 x 9.5	-25, -30
24 x 10	-10, -12, -25, -30
26 x 10	-10, -25, -30
28 x 10	-30

5 & 6 lug

ONE PIECE WHEELS



SCR Chedda 25M



Directa | S133 | black & milled

size	offsets
20 x 8.5	-10 to -45
22 x 9.5	-10 to -35
24 x 10	-10 to -30

5 & 6 lug

Blanks - custom pcd & offsets available

NEW



Chedda | S128 | black & machined / ddt

size	offsets
22 x 9.5	-12, -25, -30
24 x 10	-25, -30

6 lug



Bandito | S136 | chrome

size	lip	offsets
26 x 10	4.7"	-10 to -30
28 x 10	4.9"	-10 to -30
30 x 10	5.6"	-10 to -30
32 x 10	6"	-10 to -30

floating cap

5 & 6 lug

Blanks - custom pcd & offsets available



Directa | S132 | chrome

size	offsets
20 x 8.5	-10 to -45
22 x 9.5	-10 to -35
24 x 10	-10 to -30

5 & 6 lug

Blanks - custom pcd & offsets available



Suave | S140 | chrome

size	lip	offsets
24 x 10	3.5"	-10 to -30
26 x 10	4.3"	-10 to -30
28 x 10	7.1"	-10 to -30

5 & 6 lug

Blanks - custom pcd & offsets available

ONE PIECE WHEELS



NEW



Swerv | **S129** | chrome
 size offsets
 *22 x 9.5 -15, -30
 24 x 10 -10, -12, -25, -30
 *26 x 10 -15, -30

5 & 6 lug
 available spring 2015
 *available summer 2015

rendering shown

NEW



8-Ball | **S187** | satin black & milled
 size offsets
 *22 x 9.5 -15, -30
 24 x 10 -15, -30
 *26 x 10 -15, -30

5 & 6 lug
 available spring 2015
 *available summer 2015

rendering shown

NEW



Swerv | **S137** | black & machined / ddt
 size offsets
 *22 x 9.5 -15, -30
 24 x 10 -10, -12, -25, -30
 *26 x 10 -15, -30

5 & 6 lug
 available spring 2015
 *available summer 2015

rendering shown

NEW



Attack-6 | **S210** | chrome
 size offsets
 22 x 9.5 -15, -30
 24 x 10 -15, -30
 26 x 10 -15, -30

5 & 6 lug
 available summer 2015

rendering shown

NEW



8-Ball | **S131** | chrome
 size offsets
 *22 x 9.5 -15, -30
 24 x 10 -15, -30
 *26 x 10 -15, -30

5 & 6 lug
 available spring 2015
 *available summer 2015

rendering shown

NEW



Attack-6 | **S211** | black & machined / ddt
 size offsets
 22 x 9.5 -15, -30
 24 x 10 -15, -30
 26 x 10 -15, -30

5 & 6 lug
 available summer 2015

rendering shown

DUB FORGED



DUB FORGED



Attack 5 | 20x9 | satin black - gloss yellow lip



Cavat | 20x9 | brushed w glass dill | hi luster - transparent glass peak a blue lip

Manor | 24x9 | 24x9 | gloss black face - gloss yellow windows and register



Tryst | 20x9 | 20x9 5 | brushed w transparent glass gold - gloss black lip



Attack 6 | 20x9 | hi polish transparent multi candy red



Slapper | 20x9 | brushed dill face - gloss black window and accent

NEW



XA40 Attack 5
3pc. deep concave step lip w/ floating legs

NEW



XA40 Attack 6
monoblock

NEW



XB30 Slapper
monoblock

NEW



XB40 Cavat
3pc. deep concave step lip

NEW



XA90 Manor
3pc. deep concave

NEW



XA80 Tryst
3pc. deep concave

DUB FORGED



Sterling | 24x11 | matte white face w/ matte black windows - matte black lip

Zaggs | 20x9 - 20x12 | gloss black face w/ gloss white windows - gloss white lip



Diaz | 28x9 - 26x10 | chrome

Statica | 25x9 - 26x10 | brushed face w/ hi polish windows and accents

Rackz | 26x9 - 26x10 | brushed face w/ hi polish windows and accents



Haza | 25x8 - 26x10 | brushed face w/ hi polish windows and accents



XA70 Sterling
3 pc. deep concave



XA60 Zaggs
3 pc. deep concave



XA20 Dazr
2 & 3 pc. standard forging



XB10 Statica
2 & 3 pc. standard forging



XA10 Rackz
2 & 3 pc. standard forging



XB20 Hypa
2 & 3 pc. standard forging



DUB FORGED

1888 | 2643 - 26x10 | brushed face w/le polish windows and accents

Tango | 2640 - 26x10 | brushed face w/le polish windows and accents



Delish | 2640 - 26x10 | chrome



NEW

X86 Trikk
2 & 3 pc. standard forging



NEW

XA50 Tango
2 & 3 pc. standard forging



NEW

XA30 Delish
2 & 3 pc. standard forging

Deep Lip Platinum Fin example



Deep Concave Strip Lip example





Game On 2010 - ZVX23 (brushed face w/ in post) windows glass stack lip



Type 201 2048 5 - 24x5.1 in polish



C11 Tremlo



C12 Fireire



C13 Woolfer



C15 Technic



C16 Axiom



C17 Shuffle



C18 Triton



C19 Mixer



C21 Rhyme



C22 Flex



S241 Dazed



X10 Whip



X12 Formula



X14 Insurrection



X18 Palazzo



X20 Type 20



X23 LLC



X31 Classica



X38 Monarchy



X39 Kona



X40 Vortex



X42 Dreads



X43 Lace



X44 Shock



X46 Tugg



X10 Payback



X48 Game On



X49 Sleeper



X82 Exotica



X83 Malice



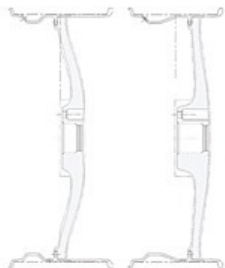
X81 Baller



X88 Draft



-Platinum 2 pc. Staggered Rims



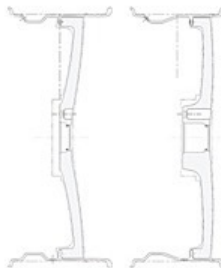
rear 5" lip
front 3" lip

Sizes: 22x9, 22x10.5, 24x9, 24x10, 26x9, 26x10, 28x9, 28x10



26x10 26x10 shown

standard profile



rear 5" lip
front 3" lip

Sizes: 22x9, 22x10.5, 24x9, 24x10, 26x9, 26x10, 28x9, 28x10



26x10 26x10 shown

concave profile

monoblock - one pc. forged



26x10 shown

Sizes: 19, 20, 21, 22, 23, 24, 26 (See pg. 44 for widths and forging profiles)



- single piece forging
- strongest of all construction options
- 36 forging options available w/ multiple profile options
- super lightweight
- lighter pockets available
- reverse drop center forgings available for maximum lip

concave profile - 2 & 3 pc. forged



22x12.5 deep concave w/ legs shown

Sizes: 18, 19, 20, 21, 22, 24, 26, 28



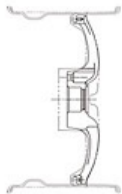
- concave and deep concave center forging profile
- with or without legs
- standard reversed, flat lip
- deep lip capability
- 2-pc. platinum series rims
- 3-pc. construction
- wide range of diameter and width options
- lightening pockets available
- optional hidden or exposed hardware

standard profile - 2 & 3 pc. forged



26" 3 pc. w/ 7" lip shown

Sizes: 18, 19, 20, 21, 22, 24, 26, 28, 30, 32, 34



- standard flat to convex center forging profile
- standard reversed, flat lip
- 2-pc. platinum series rims
- 3-pc. construction
- widest range of diameter and width options
- lightening pockets available
- optional hidden or exposed hardware

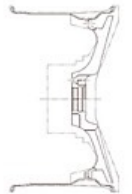
non platinum 2 pc. rim sizes: 19x8.5, 19x9.5, 20x8.5, 20x9, 20x10, 22x9, 22x9.5, 22x10.5, 24x10, 26x10, 28x10, 30x10, 32x10

step lip - 2 & 3 pc. forged



20x12 deep concave w/ floating spoke shown

Sizes: 19, 20, 21, 22



- standard or deep concave center forging profile
- traditional step lip outer rim
- standard, deep concave, or deep concave w/ floating spoke
- floating spokes extend and float over outer rim reducing weight
- 2-pc. competition rims
- 3-pc. construction
- wide range of diameter and width options
- lightening pockets available
- optional hidden or exposed hardware



SPINNERS | SKIRTS | STUNRZ



SPINNERS

DUB Spinners are available in staggered and non staggered fits. Non staggered Spinners use the standard base wheel and the staggered Stunt Spinners use the 2-piece Dazed wheel. The Dazed features a removable covered cap that is interchangeable with the new low profile spinner hub / bearing housing. Base wheels come as shown: the standard base wheel in glossy black face with a chrome lip and the staggered Stunt base wheel in black and double dark tint with a chrome lip.

Spinner faces and base wheels are also available in custom liquid and powder coat paints.



Lin (26x10) custom finish



Dian (26x10) brushed in gloss white anodized



SPINNERS

DUB Spinners are available in staggered and non staggered fitments. Non staggered Spinners use the standard base wheel and the staggered Stunn Spinners use the 2-piece Dazed wheel. The Dazed features a removable covered cap that is interchangeable with the new low profile spinner hub / bearing housing. Base wheels come as shown: the standard base wheel in glossy black face with a chrome lip and the staggered Stunn base wheel in black and double dark tint with a chrome lip.

Spinner faces and base wheels are also available in custom liquid and powder coat paints.

Standard Base Wheel



22x8.5
22x9.5
24x9.5
26x10
28x10
30x10
32x10

Staggered Base Wheel - Stunn



24x9
24x10
26x9
26x10
28x9
28x10



S712 Pwrfl



S713 Twstd



S713 Diragio



S714 Savant



S715 Spike



S716 Glaze



S717 Turbine



S718 Fate



S719 Sleeper



S720 Mercy



S721 Swerv



S722 Staxx



S723 Boogie



S724 Shudda



S725 Shroom



S728 Spazz



S733 Hurricane



S734 Trippin



S738 Flo



S739 Kray



S740 Crown



S741 Markee



S742 Slots



S744 Ham



S745 Dyphen



S747 Wu



S748 Nolla



S750 Bandit



S754 Da U



S759 Karma



S760 Famous



S762 Billionaire



S768 Swyrl



S771 Da Bomb



S774 Delusion



S777 Bellagio



S785 Stashola



S787 Joker



S788 Ganja



S797 Flash

SKIRTS

DUB Skirts are available in staggered and non staggered fitments. Non staggered Skirts use the Suave base wheel and the staggered Stunr Skirts use the 2piece Dazed wheel. The Dazed features a removable covered cap that is interchangeable with the new low profile spinner hub / bearing housing. Base wheels come as shown: the Suave base wheel in chrome and the staggered Stunr base wheel in black and double dark tint with a chrome lip.

Skirt faces and base wheels are also available in custom liquid and powder coat paints.

Suave Base Wheel - Standard



- 22x5
- 24x5
- 26x10
- 28x10
- 30x10
- 32x10

Staggered Base Wheel - Stunr



- 24x5
- 24x10
- 26x10
- 28x9
- 28x10



Razr | 32x10 | standard base wheel | custom finish



F18 | 26x9 - 25x10 | stunr base wheel | custom finish

NEW



S610 Bless

NEW



S611 Vape



S600 Splitter



S601 Shokka



S602 Azzmacka



S603 Snatch



S604 Nocturnus



S605 Sliver



S606 Ragged



S607 Razz



S608 F.U.



S609 Fantasy

NEW



930
DUB 6SIX-D

DUB.1ONE
FORGED MULTI PIECE WHEELS • SINGLE PIECE MONOBLOCKS
LUXURY & SUV • SIZES 19 - 26 INCH





970
DUB.SEVEN



940
DUB.4TEEN



960
DUB.6SIX



950
DUB.5IVE
Patent Pending



980
DUB.8EIGHT



910
DUB.5IVE-S



BUILD OFFICE

PRODUCT OFFICE

OVERHAULIN'





ONE-PIECE CAST



Legend | **F103** | pvd

[5-Lug]

size	offset
17x8	+20, +35
18x8.5	+34
18x9.5	+34
20x8.5	+7, +32, +35
20x10	+0, +20, +40



Nitrous | **F117** | chrome

[5-Lug]

size	offset
17x8	+0
17x9.5	+6
18x8.5	-6, +32, +34
18x9.5	+0
18x10	+38
20x8.5	+34
20x10	+40



Legend | **F104** | gloss black w/ machined lip stripe

[5-Lug]

size	offset
17x7	+1
17x8	+1
18x8	+1
18x8.5	+34
18x9	+7
18x9.5	+34
20x8.5	+7, +32, +35
20x10	+0, +20, +40
22x9	+38
22x10.5	+45



Speed | **F135** | chrome

[5-Lug]

size	offset
17x7.5	+40
18x8	+15, +30, +40
18x9.5	+35, +40
19x8.5	+35, +42
19x9.5	+20, +35, +40
20x8.5	+15, +35
20x10	+20, +40



Legend | **F105** | chrome

[5-Lug]

size	offset
17x7	+1
17x8	+1
17x9	+7
18x7	+1
18x8	+1
18x8.5	+35
18x9	+7
18x9.5	+35
20x8.5	+7, +32, +35
20x10	+0, +20, +40
22x9	+18, +35
22x9.5	+1
22x10.5	+20, +45



Speed | **F136** | black & machined

[5-Lug]

size	offset
17x7.5	+40
18x8	+30, +40
18x9.5	+35, +40
19x8.5	+35, +42
19x9.5	+20, +35, +40
20x8.5	+15, +35
20x10	+20, +35



ONE-PIECE CAST



Legend Six | **F137** | chrome

size	offset
20x9	+25
22x9.5	+35

[6-Lug]



Outcast | **F150** | gloss black & milled

size	offset
18x8	+40
20x8.5	+35
20x10	+40

[5-Lug]



Legend Six | **F138** | gloss black w/ machined lip stripe

size	offset
20x9	+25
22x9.5	+35

[6-Lug]



Knuckle Buster | **F151** | pvd

size	offset
20x9	+35
20x10	+40

[5-Lug]



Outcast | **F148** | chrome

size	offset
18x8	+40
20x8.5	+35
20x10	+40

[5-Lug]



Knuckle Buster | **F152** | gloss black & milled

size	offset
20x9	+35
20x10	+40

[5-Lug]



ONE-PIECE CAST



Enforcer | **F153** | pvd with gloss black spoke inserts

| 5-Lug |

size	offset
20x9	+35
20x10	+40



Stallion | **F156** | matte black & machined, ddt

| 5-Lug |

size	offset
20x8.5	+15, +35
20x10	+20, +40



Enforcer | **F154** | gloss black with chrome spoke inserts

| 5-Lug |

size	offset
20x9	+35
20x10	+40



NEW Knuckle | **F097** | pvd

| 5-Lug |

size	offset
17x7	+1
17x8	+1
18x8	+1
18x9.5	+1

*available spring 2015

rendering shown



Stallion | **F155** | chrome

| 5-Lug |

size	offset
20x8.5	+15, +35
20x10	+20, +40



NEW Knuckle | **F099** | textured gunmetal and diamond cut lip

| 5-Lug |

size	offset
17x7	+1
17x8	+1
18x8	+1
18x9.5	+1

*available spring 2015

rendering shown



ONE-PIECE CAST

NEW



Switch | **F157** | chrome

size	offset
20x9.5	+30
22x9.5	+30

*available spring 2015

| 6-Lug |

rendering shown

NEW



Switch | **F158** | satin black & milled

size	offset
20x9.5	+30
22x9.5	+30

| 6-Lug |

F158 Switch | 22x9.5



F159 Wedge | 22x9.5

NEW



Wedge | **F159** | matte black & machined, ddt

size	offset
22x9.5	+30

| 6-Lug |

NEW



Wedge | **F160** | chrome

size	offset
22x9.5	+30

*available spring 2015

rendering shown

| 6-Lug |



custom finished, large diameter forged centers and outer hoops

Soft Lip: 17x7, 17x8, 17x10, 18x7, 18x8, 18x9, 18x10, 18x12, 18x15, 19x8, 19x9, 19x10, 19x11, 20x8.5, 20x9, 20x10, 20x10.5, 20x12, 20x15, 22x8.5, 22x9, 22x10, 22x10.5, 22x12, 24x9, 24x10, 24x12, 24x15, 26x9, 26x10, 26x12, 28x10



NEW

F214 | Bel - Air 6



F214 Bel-Air 6 | 26x9 - 26x12 | brushed face w hi polish windows & accents



NEW

F216 | Twizz



brushed w/ hi polish windows & polished lip



F216 Twizz | 26x9 - 26x12 | brushed face w hi polish windows & accents




RAT PACK SERIES



Foose Rat Pack wheels are 2 pc. forged mono.2 construction. The faces are machined from billet aluminum and are blind bolted from the backside onto spun forged inner barrels. The lip is painted white with a red strip, simulating the look of a white wall tire. High performance low profile tires can be used on larger diameters without losing the white wall appearance. 3-D renderings shown. Full product line and vehicle photoshoots coming to website spring 2015.



2 pc. mono.2 construction
Sizes: 18", 19", 20", 21", 22"



FR01 | Sahara



FR02 | Stardust
rendering shown



FR04 | Riviera
rendering shown



FR05 | Flamingo
rendering shown



TWO-PIECE WELD

Soft Lip: 17x7, 17x8, 17x10, 18x7, 18x8, 18x9, 18x10, 18x12, 18x15, 19x8, 19x9, 19x10, 19x11, 20x8.5, 20x9, 20x10, 20x10.5, 20x12, 20x15, 22x8.5, 22x9, 22x10, 22x10.5, 22x12, 24x9, 24x10, 24x12, 24x15, 26x9, 26x10, 26x12

Traditional Lip: 15x4, 15x5, 15x6, 15x7, 15x8, 15x9, 15x10, 15x12, 16x7, 16x8, 16x9.5, 17x7, 17x8, 17x9.5, 17x11, 18x7, 18x8, 18x9.5, 18x11, 20x8, 20x9.5

2 pc. Bolted: 19x8.5, 19x9.5, 20x8.5, 20x9, 20x10, 22x9, 22x10.5, 24x10, 26x10



F201 | Nitrous forged
cast centers: 15, 17, 18, 20



F203 | Monterey forged



F204 | Coronet forged



F205 | Fishtail forged



F222 | P33 forged



F223 | Challenger forged



F226 | Ascot forged



F227 | Knuckle forged
cast 17, 18, 20



F206 | Nova forged



F208 | Imperial forged



F209 | Shockwave forged



F210 | Genuine forged



F228 | Coupe Patent: 0658764 forged
cast 17, 18, 20



F229 | Impala forged



F230 | Four42 forged



F231 | Lightweight forged



F211 | Injector forged



F212 | Fighter forged



F220 | Knight forged



F221 | Five00 forged



F252 | Nitrous Concave forged



F261 | Fury forged



F262 | Heritage forged



F266 | Ascot K.O. forged



FOOSE



MULTI-PIECE FORGED



Sizes: 18" - 32"



F300 | Nitrous



F330 | Challenger



F350 | Nitrous SEC



F360 | Five00



F511 | Cruze SL

ONE-PIECE FORGED



Sizes: 19" - 26"
see pg. 44 for width and
profile options



F500 | Clutch



F510 | Cruze



F520 | Qualifier
rendering shown



F540 | GT
rendering shown



F530 | Boost

U.S.
MAGS
TV





ONE-PIECE CAST



J101 Indy | 15x7-15x8



NEW

Standard | U102 | textured gray / diamond cut lip



size	offset
15x7	-5
15x8	+1
15x9	+1
17x7	+1
17x8	+1
17x9	+7
18x8	+1
18x9	+7
20x8	+1
20x9.5	+1

Indy | U101 | polished

[4, 5, & 6-Lug]



size	offset
15x5	-12
15x7	-8
15x8	-12, +1
15x9	12, +1
15x10	-50
17x9	-37, -25

17x9 truck



J101 Indy | 15x6



J101 Indy | 15x10



Standard | U104 | chrome

[5-Lug]



size	offset
15x7	-5
15x8	+1
15x9	+1
17x7	+1
17x8	+1
17x9	+7
18x8	+1
18x9	+7
20x8	+1
20x9.5	+1

NEW

Standard | U107 | gloss black / diamond cut lip

[5-Lug]



size	offset
15x7	-5
15x8	+1
15x9	+1
17x7	+1
17x8	+1
17x9	+7
18x8	+1
18x9	+7
20x8	+1
20x9.5	+1



ONE-PIECE CAST



Bandit | U109 | black & machined / diamond cut lip
[5 - Lug]

size	offset
17x8	+1
17x9	+8
18x8	+1
18x9	+7



U109 Bandit | 18x8 - 18x9



NEW



Rambler | U110 | chrome

[5 - Lug]

size	offset
17x7	+1
17x8	+1
18x8	+1
18x9.5	+1
20x8.5"	+1
20x9.5"	+1

*coming late spring

U111 Rambler | 18x8 - 18x9.5



NEW



Rambler | U111 | textured gunmetal / diamond cut lip
[5 - Lug]

size	offset
17x7	+1
17x8	+1
18x8	+1
18x9.5	+1
20x8.5"	+1
20x9.5"	+1

*coming late spring



2-PIECE CAST



Standard | U200 | chrome

traditional lip		soft lip	
size	offsets	size	offsets
15x4	-48	17x7	-13 to +6
15x5	-34 to -38	17x8	-25 to +6
15x6	-32	17x10	-44 to +32
15x7	-19 to -13	18x7	-13 to +6
15x8	-13 to +6	18x8	-25 to +20
15x9	-44 to +19	18x9	-38 to +25
15x10	-57 to +32	18x10	-44 to +38
15x12	-83 to +44	18x12	-76 to +51
		18x15	-114 to +45
		20x8.5	-32 to +6
		20x9	-38 to +13
		20x10	-44 to +25
		20x10.5	-57 to +32
		20x12	-70 to +50
		20x15	-102 to +44

[5 - Lug]



Standard | U203 | matte black texture

traditional lip		soft lip	
size	offsets	size	offsets
15x4	-48	17x7	-13 to +6
15x5	-34 to -38	17x8	-25 to +6
15x6	-32	17x10	-44 to +32
15x7	-19 to -13	18x7	-13 to +6
15x8	-13 to +6	18x8	-25 to +20
15x9	-44 to +19	18x9	-38 to +25
15x10	-57 to +32	18x10	-44 to +38
15x12	-83 to +44	18x12	-76 to +51
		18x15	-114 to +45
		20x8.5	-32 to +6
		20x9	-38 to +13
		20x10	-44 to +25
		20x10.5	-57 to +32
		20x12	-70 to +50
		20x15	-102 to +44

[5 - Lug]



Standard | U201 | polished

traditional lip		soft lip	
size	offsets	size	offsets
15x4	-48	17x7	-13 to +6
15x5	-34 to -38	17x8	-25 to +6
15x6	-32	17x10	-44 to +32
15x7	-19 to -13	18x7	-13 to +6
15x8	-13 to +6	18x8	-25 to +20
15x9	-44 to +19	18x9	-38 to +25
15x10	-57 to +32	18x10	-44 to +38
15x12	-83 to +44	18x12	-76 to +51
		18x15	-114 to +45
		20x8.5	-32 to +6
		20x9	-38 to +13
		20x10	-44 to +25
		20x10.5	-57 to +32
		20x12	-70 to +50
		20x15	-102 to +44

[5 - Lug]



traditional lip



Standard | U204 | matte gunmetal texture

traditional lip		soft lip	
size	offsets	size	offsets
15x4	-48	17x7	-13 to +6
15x5	-34 to -38	17x8	-25 to +6
15x6	-32	17x10	-44 to +32
15x7	-19 to -13	18x7	-13 to +6
15x8	-13 to +6	18x8	-25 to +20
15x9	-44 to +19	18x9	-38 to +25
15x10	-57 to +32	18x10	-44 to +38
15x12	-83 to +44	18x12	-76 to +51
		18x15	-114 to +45
		20x8.5	-32 to +6
		20x9	-38 to +13
		20x10	-44 to +25
		20x10.5	-57 to +32
		20x12	-70 to +50
		20x15	-102 to +44

[5 - Lug]



Standard | U202 | matte silver texture

traditional lip		soft lip	
size	offsets	size	offsets
15x4	-48	17x7	-13 to +6
15x5	-34 to -38	17x8	-25 to +6
15x6	-32	17x10	-44 to +32
15x7	-19 to -13	18x7	-13 to +6
15x8	-13 to +6	18x8	-25 to +20
15x9	-44 to +19	18x9	-38 to +25
15x10	-57 to +32	18x10	-44 to +38
15x12	-83 to +44	18x12	-76 to +51
		18x15	-114 to +45
		20x8.5	-32 to +6
		20x9	-38 to +13
		20x10	-44 to +25
		20x10.5	-57 to +32
		20x12	-70 to +50
		20x15	-102 to +44

[5 - Lug]



Standard | U205 | brushed / clear coat

traditional lip		soft lip	
size	offsets	size	offsets
15x4	-48	17x7	-13 to +6
15x5	-34 to -38	17x8	-25 to +6
15x6	-32	17x10	-44 to +32
15x7	-19 to -13	18x7	-13 to +6
15x8	-13 to +6	18x8	-25 to +20
15x9	-44 to +19	18x9	-38 to +25
15x10	-57 to +32	18x10	-44 to +38
15x12	-83 to +44	18x12	-76 to +51
		18x15	-114 to +45
		20x8.5	-32 to +6
		20x9	-38 to +13
		20x10	-44 to +25
		20x10.5	-57 to +32
		20x12	-70 to +50
		20x15	-102 to +44

[5 - Lug]



2-PIECE CAST



U201 Standard | 20x8.5-20x10

U205 Standard | 18x7-18x9



Milner | U214 | Polished

soft lip sizes

- 22x8.5
- 22x9
- 22x10
- 22x10.5
- 22x12
- 24x9
- 24x10
- 24x12
- 24x15



NEW

Milner | U215 | brushed / clear coat

soft lip sizes

- 22x8.5
- 22x9
- 22x10
- 22x10.5
- 22x12
- 24x9
- 24x10
- 24x12
- 24x15

[6 - Lug]

U215 Milner | 22x9.5-22x10





Vintage Billet





Vintage Billet

Billet centers welded or bolted into spun forged or cast centers. All styles are custom finished per order.



fractional lip

fractional lip	full lip
15x4	17x7
15x5	17x8
15x7	17x10
15x8	18x7
15x9	18x8
15x10	18x9
15x12	18x10
16x7	18x12
16x8	18x15
16x9.5	20x9
17x7	20x9
17x8	20x10
17x9.5	20x10.5
17x11	20x12
18x7	20x15
18x8	22x8.5
18x9.5	22x9
18x11	22x10
20x8	22x10.5
20x9.5	22x12
	24x9
	24x10
	24x12
	24x15
	26x9
	26x10
	26x12

2-pc bolted
19x8.5, 19x9.5, 20x6.5, 20x9, 20x10
22x9, 22x10.5, 24x10, 26x10



U410 | Duece



U411 | Spade



U412 | Offy



U424 | M-One



U425 | Rambler



U426 | Offy Knurled



U427 | Heritage



U413 | Rascal



U414 | Milner



U415 | Corsair



U428 | Torino



U431 | Mad Max



U432 | Fury



U433 | Indy



U416 | Sidewinder



U417 | Hornet



U418 | Bandit



U419 | Cobra



U434 | El Dorado



U435 | Bonneville
(traditional lip)



U436 | Santa Cruz



U420 | Daytona



U421 | Ardunn



U422 | Satellite



U423 | Malibu



U500 | Standard
(concave forging)



U514 | Milner
(concave forging)



U516 | Sidewinder
(u-forging)



U500 | Magnum



Tuckin' Billet

Billet centers welded or bolted into spun forged rims.
2 pc. bolted cast rims also available. Custom offsets
and finishes available in all styles.

Soft lip sizes: 20x8.5, 20x9, 20x10, 20x10.5, 20x12, 20x15
22x8.5, 22x9, 22x10, 22x10.5, 22x12, 24x9, 24x10, 24x12
24x15, 26x9, 26x10, 26x12, 28x10
2 pc. bolted sizes: 19x8.5, 19x9.5, 20x8.5, 20x9, 20x10, 22x9
22x10.5, 24x10, 26x10, 28x10, 30x10, 32x10
3 pc. sizes: 18 - 32 [custom widths]



U001 Phantom | 24x10-24x15

NEW



U001 | Phantom

NEW



U002 | Nemesis

NEW



U003 | Torque 6



U214 | Milner
(cast center 22" & 24")



U450 | Cheyenne 6



U451 | Cheyenne 5



U452 | Spur 6



U453 | Spur 5



U454 | Cartel 6



U455 | Cartel 5



U456 | Rio Grande



U458 | Hustler



U459 | El Rey



U460 | El Jefe



U461 | Outlaw





Supreme Classics

Supreme Classics combine classic smoothie steel wheel designs from 40's and 50' with modern billet centers welded into spun forged rims for a wide range of size, diameter and custom offset options. All styles are custom finished and accept o.e. Ford and GM caps.

Optional Ford and G.M. caps



Sizes

soft lip

- 17x7
- 17x8
- 17x10
- 18x7
- 18x8
- 18x9
- 18x10
- 18x12
- 18x15
- 20x8.5
- 20x9
- 20x10
- 20x10.5
- 20x12
- 20x15
- 22x8.5
- 22x9
- 22x10
- 22x10.5
- 22x12
- 24x9
- 24x10
- 24x12
- 24x15
- 26x9
- 26x10
- 26x12

2-pc bolted

- 19x8.5
- 19x9.5
- 20x8.5
- 20x9
- 20x10
- 22x9
- 22x10.5
- 24x10
- 26x10



U601 Plain Jane | 19x8-19x10 | custom paint



U600 | Big Slots



U601 | Plain Jane



U602 | Heavy Artillery



U603 | Rally

NEW



Resto Mod Billet

Billet O.E. recreations. Billet centers welded or bolted into spun forged or cast outers. All styles are custom finished per order.



Sizes

traditional lip	soft lip
15x4	17x7
15x5	17x8
15x7	17x10
15x8	18x7
15x9	18x8
15x10	18x9
15x12	18x10
16x7	18x12
16x8	18x15
16x9.5	20x8.5
17x7	20x9
17x8	20x10
17x9.5	20x10.5
17x11	20x12
18x7	20x15
18x8	22x8.5
18x9.5	22x9
18x11	22x10
20x8	22x10.5
20x9.5	22x12
	24x9
	24x10
	24x12
	24x15
	26x9
	26x10
	26x12
2-pc bolted	
19x8.5, 19x9.5, 20x8.5, 20x9, 20x10, 22x9, 22x10.5, 24x10, 26x10	



U429 Plain Jane | 18x8.5-18x10.5 | custom paint

NEW



U429 | Trans-Am

NEW



U437 | Saber

NEW



U438 | Cuda

NEW



U439 | Mopar

U.S. Mags



Pro Touring Billet

Modern billet styles for old school pro touring muscle cars. Billet centers welded into spun-forged or cast outers. Custom finishes available.

3-D renderings shown. Full product line and vehicle photoshoots coming to website spring 2015.



Sizes

traditional lip	soft lip
15x4	17x7
15x5	17x8
15x7	17x10
15x8	18x7
15x9	18x8
15x10	18x9
15x12	18x10
16x7	18x12
16x8	18x15
16x9.5	20x8.5
17x7	20x9
17x8	20x10
17x9.5	20x10.5
17x11	20x12
18x7	20x15
18x8	22x8.5
18x9.5	22x9
18x11	22x10
20x8	22x10.5
20x9.5	22x12
	24x9
	24x10
	24x12
	24x15
	26x9
	26x10
	26x12

2-pc bolted

19x8.5, 19x9.5, 20x8.5, 20x9, 20x10
22x9, 22x10.5, 24x10, 26x10

NEW



U701 | PT.1

NEW



U703 | PT.3

NEW



U702 | PT.2

NEW



U704 | PT.4



WARRANTY + MAINTENANCE

INSTALLATION INSTRUCTIONS READ COMPLETELY BEFORE ATTEMPTING TO MOUNT TIRES ON WHEELS

1. Trial fit all wheels to the vehicle before mounting tires to ensure the wheel is properly matched to the lug pattern and there is adequate caliper clearance. Never force a wheel to seat against the hub by applying lug nut pressure. The wheel must go into place freely. Clear the axle flange of obstructions such as rivets, guide pins, screw fasteners or spring steel keepers before installing wheels. Once a wheel has been tire mounted, it cannot be returned for replacement. Trial fit all wheels to the vehicle before mounting tires.
2. Mount tires in compliance with directions and practices recommended by the manufacturer of the tire mounting equipment. MHT Luxury Alloys will not assume responsibility for damage due to improper or careless mounting practices.
3. **WARNING!** Do not use spacers to resolve any clearance problems. If spacers are installed, installer and/or user bear all responsibility.
4. Check for excessive stud length. Excessive stud length will bottom out a closed end lug nut, preventing the wheel from being properly torqued to the mounting surface on the drum or disc.
5. Use only MHT approved lug nuts.
6. Do not inflate the tire in excess of 60 p.s.i. (40 p.s.i. in California) in order to seat the tire bead on the wheel. If the tire will not seat at these pressures, check for unusual obstructions, proper use of tire mounting lubricants or a possible tire/wheel mismatch.
7. Tighten lug nuts in a progressive criss-cross pattern. Impact wrenches are not recommended due to the possibility of irregular or improper tightening. Vehicle owner's manual recommended lug nut torque specifications should be followed.
8. User must return to installer at 25 miles and 100 miles to re-check lug nuts for proper torque.
9. Stud penetration into the threaded portion of the lug nut should be in excess of the diameter of the stud. Studs should be free of rust and dirt. Threads on the stud should be undamaged and free of lubricant.
10. Use tire manufacturer's rim width recommendations for wheel and tire selection. Fender clearance should be checked before mounting tire.
11. Check for proper fender and caliper clearance and true rotation of all wheels before driving your vehicle. Turn the front wheels side to side to check for possible interference. Clearance should be checked while the vehicle is on the rack as well as after the weight of the vehicle is lowered on to the suspension. Drive the vehicle at reduced speed (10 mph) as a final check against interference.
12. Keep wheels clean. The chrome, clear coat or aluminum finish will be damaged if foreign material, brake dust, dirt or chemicals are not removed promptly. **NEVER CLEAN WHEELS WHEN THEY ARE HOT!** Clean wheels regularly with mild soap and water only. The finish of your wheels may be permanently damaged by caustic soap used on some commercial car washes. Any abrasives, steel wool or chemicals applied to your wheels may damage the finish.
13. Contact with caustic elements such as road de-icer will cause the finish to deteriorate and is not eligible for warranty.

WARRANTY CLAIMS MUST BE PROCESSED THROUGH THE ORIGINAL DEALER OR DISTRIBUTOR THAT THE WHEELS WERE PURCHASED FROM

Under normal and reasonable use, wheels produced by MHT Luxury Alloys are warranted against **STRUCTURAL DEFECT** in material as long as the **ORIGINAL owner/purchaser** owns the wheels. Under normal and reasonable use, wheels produced by MHT Luxury Alloys are warranted against defect in workmanship or materials to the **ORIGINAL owner/purchaser** for a period of one year from the date of purchase. This warranty is limited to the repair or replacement of wheels, at the discretion of MHT Luxury Alloys, for any wheels determined to be defective and covered under warranty. Installation costs, transportation costs or loss of use is not covered under this warranty. Accessories determined to be defective in workmanship or materials while the wheel is under warranty will be repaired or replaced. Wheels will not be replaced due to defects in accessories.

THIS WARRANTY SHALL NOT APPLY TO:

1. Wheels NOT purchased from an authorized dealer.
2. Any damage or defect caused by abuse, misuse, neglect or accident. Any damage or defect caused by racing or off road use or by road hazard impact.
3. Wheels that have been altered repaired or modified.
4. Wheels installed with spacers or adapters.
5. Wheels installed with incorrect tire sizes or used with excessive vehicle loads.
6. Wheel corrosion or cosmetic flaws occurring after purchase due to chemicals, caustic cleaning agents, road de-icer, climate conditions or neglect.
7. Chrome pitting or discoloration due to lack of maintenance.
8. Blemishes, peeling or discoloration on the back side of the wheel.
9. Fading or discoloration of chrome or painted accent accessories caused by exposure to caustic elements.
10. Appearance blemishes or defects on wheels that have been mounted.
11. Wheels damaged by shipping or handling. Inspect shipments and contact the shipping company if any products are damaged. Shipping damage claims must be filed with the delivery carrier.

The MHT Luxury Alloys' Warranty is valid only to the original consumer/purchaser of a wheel purchased in the United States and when the wheel is returned to the authorized dealer from whom it was purchased, freight prepaid with proof of purchase. This Warranty does not cover removal or installation expense.



Toll Free: 1.800.493.7891 • mhtwheels.com

North American & International Distribution Centers

West

Denver

2628 South Zuni
Englewood, CO 80110
P 720.269.4460
F 720.269.4462

Los Angeles - SoCal

19200 South Reyes Avenue
Rancho Dominguez, CA 90221
P 310.735.8520
F 310.735.8521

Phoenix

4838 South 40th Street
Phoenix, AZ 85040
P 602.438.1800
F 602.438.1806

Seattle

2004 48th Avenue Court East
Suite B
Fife, WA 98424
P 253.926.6886
F 253.926.2008

Union City - NorCal

29441 Kohoutek Way
Union City, CA 94587
P 510.429.7200
F 510.487.6004

Vancouver

104-27090 Gloucester Way
Langley, BC
Canada V4W 3Y5
P 604.607.0068
F 604.607.0062

Export

19200 South Reyes Avenue
Rancho Dominguez, CA 90221
P 310.735.8520
F 310.735.8521

Central

Chicago

2534 Pratt Boulevard
Elk Grove Village, IL 60007
P 847.806.0719
F 847.806.0765

Columbus

4095 Leap Road
Hilliard, OH 43026
P 614.541.9373
F 614.541.9381

Dallas

1240 Texan Trail
Suite 102
Grapevine, TX 76051
P 817.488.6886
F 817.488.1886

Houston

1428 North Post Oak Road
Houston, TX 77055
P 713.263.8700
F 713.263.8707

Nashville

606 Airpark Center Drive
Nashville, TN 37217
P 615.913.3883
F 615.913.3869

New Orleans

5600 Jefferson Highway
Building W2, Suite 242
Harahan, LA 70123
P 504.267.5555
F 504.267.5727

Oklahoma

1001 Enterprise Avenue,
Suite 9A
Oklahoma City, OK 73128
P 405.942.4600
F 405.942.4614

San Antonio

2416 Brockton Drive
Suite 101
San Antonio, TX 78217
P 210.821.4100
F 210.821.4101

East

Atlanta

1721 Oakbrook Drive
Suite D
Norcross, GA 30093
P 770.417.1969
F 770.840.9731

Carolina

500 Radar Road
Suite I
Greensboro, NC 27410
P 336.834.9777
F 336.834.9555

Miami / Caribbean

1571 West Copans Road
Suite 103
Pompano Beach, FL 33064
P 954.532.6423
F 954.532.6588

New York

45 Fairchild Avenue
Suite A
Plainview, NY 11803
P 516.349.0400
F 516.349.0404

Tampa

3719 Corporex Park Drive
Suite 250
Tampa, FL 33619
P 813.620.0011
F 813.620.0055

Toronto

415 Oakdale Road
Suite 365
Toronto, ON
Canada M3N 1W7
P 416.472.1200
F 416.472.1260